

REPORT OF THE SENATE COMMITTEE ON MARINE TRANSPORT ON THE HARMONIZED 2017 BUDGET PROPOSAL OF THE NIGERIAN PORTS AUTHORITY (NPA), NIGERIAN MARITIME ADMINISTRATION AND SAFETY AGENCY (NIMASA), NIGERIAN SHIPPERS' COUNCIL (NSC), NIGERIAN INLAND AND WATERWAYS AUTHORITY (NIWA), MARITIME ACADEMY OF NIGERIA, ORON AND THE COUNCIL FOR THE REGULATION OF FREIGHT FORWARDING IN NIGERIA (CRFFN).

REPORT OF THE SENATE COMMITTEE ON MARINE TRANSPORT ON THE HARMONIZED 2017 BUDGET PROPOSAL OF THE NIGERIAN PORTS AUTHORITY (NPA), NIGERIAN MARITIME ADMINISTRATION AND SAFETY AGENCY (NIMASA), NIGERIAN SHIPPERS' COUNCIL (NSC), NIGERIAN INLAND AND WATERWAYS AUTHORITY (NIWA), MARITIME ACADEMY OF NIGERIA, ORON AND THE COUNCIL FOR THE REGULATION OF FREIGHT FORWARDING IN NIGERIA (CRFFN)

1.0 INTRODUCTION

In compliance with the Powers of Appropriation by the Legislature, the Senate Committee on Marine Transport received the 2017 Budget proposals for agencies under its purview, the Committee as usual carried out its Legislative responsibilities and came up with recommendations for Senate Consideration.

2.0 BUDGET DEFENCE

The Committee held its budget defence and invited the Chief Executives of; the Nigerian Ports Authority (NPA), Nigerian Maritime Administration and Safety Agency (NIMASA), Nigerian Shippers' Council (NSC), Nigerian Inland Waterways Authority (NIWA), The Maritime Academy of Nigeria, Oron, and The Council for the Regulation of Freight Forwarding in Nigeria (CRFFN). The agencies made presentations on the 2016 Budget Performance and Justification for the 2017 Budget Proposals.

Accordingly, the Committee studied the Proposal with analysis of the previous Budget and harmonized its position with the House of Representative Committees on Ports, Harbours and Waterways and House Committee on Maritime Safety, Administration and Education.

3.0 2016 BUDGET PERFORMANCE

1. NIGERIAN PORTS AUTHORITY (NPA)

The Projected Revenue for the Nigerian Ports Authority from all sources for the year 2016 was ₦201,146,319,843,052.00 out of which ₦175,009,312,695.00 representing 86%, was realized and expended.

2. NIGERIAN MARITIME ADMINISTRATION AND SAFETY AGENCY (NIMASA)

The Projected Revenue of the Agency from all sources for the year 2016 stood at ₦109,358,387,598.88 out of which ₦87,486,701,079.10 representing 63% was realized. The agency expended total expenditure of ₦55,416,102,021.24. for the 2016 fiscal year.

3. NIGERIAN SHIPPERS' COUNCIL (NSC)

The Projected Revenue of the Agency from all sources for the year 2016 stood at ₦14,764,366,886.88 out of which ₦6,778,748,775.42 representing 45%, was realized. The Total Expenditure for NSC for the 2016 fiscal year was ₦6,273,813,458.56.

4. NIGERIAN INLAND WATERWAYS AUTHORITY (NIWA)

The Projected Revenue of the Agency from all sources for the year 2016 stood at ₦2,520,000,150.00 out of which ₦990,729,991.92 representing 63% was realized. The sum of ₦704,562,891.21 was expended for the 2016 fiscal year.

5. THE MARITIME ACADEMY OF NIGERIA (MAN ORON)

The Academy is being funded by 5% of NIMASA projected revenue which stood at ~~₦~~6,268,861,633.48 out of which ~~₦~~3,704,437,003.29 was released and expended for the 2016 fiscal year.

6. THE COUNCIL FOR THE REGULATION OF FREIGHT FORWARDING IN NIGERIA (CRFFN)

The Projected Revenue of the Agency from all sources for the year 2016 stood at ~~₦~~2,773,291,764.65 out of which nothing was realized. The main sources of the Council's revenue is the practitioners' annual operating fees. The practitioners went to court and have been refusing to pay since 2015. It is hope that with the intervention of the Ministry of Transport, there is hope that the practitioners will pay the fees in 2017.

4.0 HIGHLIGHTS OF THE 2017 REVENUE PROJECTION AND EXPENDITURE

4.1 THE NIGERIAN PORTS AUTHORITY (NPA)

The Projected Revenue of the Agency in Year 2017 is put at **₦288,680,537,446.00** (*Two Hundred and Eighty-eight Billion, Six Hundred and Eighty Million, Five Hundred and Thirty-seven Thousand, Four Hundred and Forty-six Naira only*). Details of the various sources of Revenue of the Agency are as contained in the attached breakdown.

The attached Agency's proposal for the Year 2017 is made up of a budget of **₦278,532,006,335.00** (*Two Hundred and Seventy Eight Billion, Five Hundred and Thirty-two Million, Six Thousand, Three Hundred and Thirty-five Naira only*) made up of Recurrent non-capital cost of **₦96,418,830,059.00** (*Ninety-six Billion, Four Hundred and Eighteen Million, Eighty Hundred and*

Thirty Thousand, Fifty-nine Naira only) and Capital cost of **₦174,110,283,076.00** (One Hundred and Seventy-four Billion, One Hundred and Ten Million, Two Hundred and Eight-three Thousand and Seventy-six Naira only) with a surplus of **₦8,002,893,200.00** (Eight Billion, Two Million, Eight Hundred and Ninety-three Thousand, Two Hundred Naira only).

Summary of 2017 Budget Proposal – NPA

DESCRIPTION	AMOUNT (=N=)
Proposal	278,532,006,335.00
Surplus	8,002,893,200.00
Recurrent	96,418,830,059.00
Capital Expenditure	174,110,283,076.00
TOTAL EXPENDITURE	270,529,113,135.00

4.2 NIGERIAN MARITIME ADMINISTRATION AND SAFETY AGENCY (NIMASA)

The Projected Revenue of the Agency in Year 2017 is put at **₦161,957,332,446.18** (One Hundred and Sixty-one Billion, Nine Hundred and Fifty-seven Million, Three Hundred and Thirty-two Thousand, Four Hundred and Forty-six Naira, Eighteen kobo). Details of the various sources of Revenue of the Agency are as contained in the attached breakdown.

The attached Agency's proposal for the Year 2017 is made up of a budget of **₦145,857,489,426.18** (One Hundred and Forty-five Billion, Eight Hundred and Fifty-seven Million, Four Hundred and Eighty-nine Thousand, Four Hundred and Twenty-six Naira, Eighteen kobo) made up of Recurrent non-Capital cost of **₦38,770,684,456.69** (Thirty-eight Billion, Seven Hundred and Seventy Million, Six Hundred and Eighty-four Thousand, Four Hundred and Fifty-six Naira Sixty-nine kobo) and Capital Cost of **₦123,186,647,989.49** (One Hundred and Twenty-three Billion, One Hundred and Eighty-six Million, Six Hundred and Forty-seven Thousand, Nine Hundred and Ninety-eight Naira

Forty-nine Kobo only) with a surplus of **₦16,099,843,019.50** (Sixteen Billion, Ninety-nine Million, Eight Hundred and Forty-three Thousand, Nineteen Naira Fifty Kobo only).

Summary of 2017 Budget Proposal – NIMASA

DESCRIPTION	AMOUNT (₦)
Proposal	161,957,332,446.18
Surplus	16,099,843,019.50
Recurrent	38,770,684,456.69
Capital Expenditure	123,186,647,989.49
TOTAL EXPENDITURE	145,857,489,426.18

4.3 NIGERIAN SHIPPERS' COUNCIL (NSC)

The Projected Revenue of the Council in the Year 2017 is put at **₦15,214,488,375.55** (Fifteen Billion, Two Hundred and Fourteen Million Four Hundred and Eight-eight Thousand, Three Hundred and Seventy-five Naira, Fifty-five kobo). Details of the various sources of Revenue of the Council are as contained in the attached breakdown.

The attached Council's proposal for year 2017 is made up of a budget of **₦11,410,866,281.66** (Eleven Billion, Four Hundred and Ten Million, Eight Hundred and Sixty-six Thousand, Two hundred and Eight-one Naira Sixty-six kobo) made up of Recurrent non-capital cost of **₦7,955,164,070,81** (Seven Billion, Nine hundred and Fifty-five Million, One Hundred and Sixty-four Thousand, Seventy Naira, Eighty-one Kobo) and Capital Cost of **₦3,441,483,160.00** (Three Billion, Four Hundred and Forty-one Million, Four hundred and Eighty-three Thousand, One Hundred and Sixty Naira only) with a surplus of **₦14,219,050.85** (Fourteen Billion, Two Hundred and Nineteen Thousand and Fifty Naira Eighty-five kobo).

Summary of 2017 Budget Proposal – NSC

DESCRIPTION	AMOUNT (₦)
Proposal	11,410,866,160.00
Surplus	14,214,050.85
Recurrent	7,955,164,070.81
Capital Expenditure	3,441,483,160.00
TOTAL EXPENDITURE	11,396,647,230.81

4.4 NIGERIAN INLAND WATERWAYS AUTHORITY (NIWA)

The Projected Revenue of the Authority in Year 2017 is put at **₦2,550,000,000.00** (*Two Billion, Five Hundred and Fifty Million Naira only*)

Details of the various sources of Revenue of the Authority are as contained in the attached breakdown.

The attached Agency's proposal for year 2017 is made up of a budget of **₦2,550,000,000.00** (*Two Billion, Five Hundred and Fifty Million Naira only*) made up of Recurrent non-Capital cost of **₦1,167,500,000.00** (*One Billion, One Hundred and Sixty-seven Million, Five Hundred Thousand Naira only*) and Capital Cost of **₦1,382,500,000.00** (*One Billion, Three Hundred and Eighty-two Million, Five Hundred Thousand Naira only*).

Summary of 2017 Budget Proposal – NIWA

DESCRIPTION	AMOUNT (₦)
Proposal	2,550,000,000.00
Recurrent	1,167,500,000.00
Capital Expenditure	1,382,500,000.00
TOTAL EXPENDITURE	2,550,00,000.00

4.5 THE MARITIME ACADEMY OF NIGERIA, ORON

The attached Academy's proposal for year 2017 is made up of a budget of **₦9,886,381,187.00** (*Nine Billion, Eight hundred and Eighty-six Million, Three Hundred and Eighty-one Thousand, One Hundred and Eighty-seven Naira only*) made up of Recurrent non-Capital Cost of **₦4,229,116,360.50** (*Four*

Billion, Two hundred and Twenty-nine Million, One Hundred and Sixteen Thousand, Three Hundred and Sixty Naira, Fifty kobo only) and Capital Cost of **₦5,657,264,827.50** (Five Billion, Six Hundred and Fifty-seven Million, Two Hundred and Sixty-four Thousand, Eight hundred and Twenty-seven Naira Fifty kobo only).

Summary of 2017 Budget Proposal – MAN ORON

DESCRIPTION	AMOUNT (₦)
Proposal	9,886,381,187.00
Recurrent	4,229,116,360.50
Capital Expenditure	5,657,264,827.50
TOTAL EXPENDITURE	9,886,381,187.00

4.6 THE COUNCIL FOR THE REGULATION OF FREIGHT FORWARDING IN NIGERIA (CRFFN)

The Projected Revenue of the Council in Year 2017 is put at **₦2,820,249,343.00** (Two Billion, Eight Hundred and Twenty Million, Two Hundred and Forty-nine Thousand, Three Hundred and Forty-three Naira only) made up of Recurrent Non-capital cost of **₦1,856,477,083.00** (One Billion, Eight Hundred and Fifty-six Million, Four Hundred and Seventy-seven Thousand, Eighty-three Naira only) and Capital Cost of **₦916,814,681.65** (Nine Hundred and Sixteen Million, Eight Hundred and Fourteen Thousand Six Hundred and Eighty-one Naira Sixty-five Kobo only) with a surplus of **₦46,957,578.35** (Forty-six Million, Nine Hundred and Fifty-seven Thousand Five Hundred and Seventy-eight Naira Thirty-five kobo).

Summary of 2017 Budget Proposal – CRFFN

DESCRIPTION	AMOUNT (₦)
Proposal	2,820,249,343.00
Surplus	46,957,578.35
Recurrent	1,856,477,083.00
Capital Expenditure	916,814,681.65
TOTAL EXPENDITURE	2,773,291,764.65

5.0 GENERAL OBSERVATIONS:

1. The Committee generally observed that the Capital Expenditure proposals for NPA, NIMASA and Shippers Council includes new and on-going projects which is meant to be executed in the 2017 financial year.
2. The Committee observed that the estimated revenue generation of NPA in 2017 is higher than 2016 projection due to variation in the exchange rate from ~~₦197~~ to U\$D 1 in 2016 to ~~₦305~~ U\$D 1 in 2017.
3. That the proportion of Capital Expenditure of NPA to total estimated cost in 2017 reflects management determination to improve Ports infrastructure which will be the bedrock to future revenue growth.

6.0 RECOMMENDATIONS

The Committee made the following recommendations:

6.1 NIGERIAN PORTS AUTHORITY (NPA)

The Projected Revenue of ~~₦278,532,006,335.00~~ (*Two Hundred and Seventy Eight Billion, Five Hundred and Thirty-two Million, Six Thousand, Three Hundred and Thirty-five Naira only*) be approved for NPA for the 2017 financial year.

The total Expenditure of ~~₦270,529,113,135~~ (*Two Hundred and Seventy Billion, Five Hundred and Twenty-Nine Million, One Hundred and Thirteen Thousand, One Hundred and Thirty Five Naira only*) be approved for NPA for the 2017 financial year.

6.2 NIGERIAN MARITIME ADMINISTRATION AND SAFETY AGENCY (NIMASA)

The Projected Revenue of ~~₦161,957,332,446.18~~ (*One Hundred and Sixty-one Billion, Nine Hundred and Fifty-seven Million, Three Hundred and Thirty-two*

Thousand, Four Hundred and Forty-six Naira, Eighteen kobo) be approved for NIMASA in the 2017 financial year.

The total Expenditure of **₦161,957,332,446.18** (*One Hundred and Sixty-one Billion, Nine Hundred and Fifty-seven Million, Three Hundred and Thirty-two Thousand Four Hundred and Forty-six Naira, Eighteen kobo only*) be approved for NIMASA in the 2017 financial year.

6.3 NIGERIAN SHIPPERS' COUNCIL (NSC)

The Projected Revenue of **₦15,214,488,375.55** (*Fifteen Billion, Two Hundred and Fourteen Million, Four Hundred and Eight-eight Thousand, Three Hundred and Seventy-five Naira, Fifty-five kobo*) be approved for NSC in the 2017 financial year.

The total Expenditure of **₦11,396,647,230.81** (*Eleven Billion, Three Hundred and Ninety-six Million, Six hundred and Forty-seven Thousand, Two Hundred and Thirty Naira, Eighty-one kobo*) be approved for NSC in the 2017 financial year.

6.4 NIGERIAN INLAND WATERWAYS AUTHORITY (NIWA)

The Projected Revenue of **₦2,550,000,000.00** (*Two Billion, Five Hundred and Fifty Million Naira only*) be approved for NIWA in the 2017 financial year.

The Total Expenditure of **₦2,550,000,000.00** (*Two Billion, Five Hundred and Fifty Million Naira only*) be approved for NIWA in the 2017 financial year.

6.5 NIGERIAN MARITIME ACADEMY ORON

The Projected Revenue of **₦9,886,381,188** (*Nine Billion, Eight Hundred and Eighty-six Million, Three Hundred and Eight-one Thousand, One Hundred and Eight-eight Naira only*) be approved for NMA in the 2017 financial year.

The total Expenditure of **₦9,886,381,188** (*Nine Billion, Eight Hundred and Eighty-six Million, Three Hundred and Eight-one Thousand, One Hundred and Eight-eight Naira only*) be approved for NMA in the 2017 financial year.

6.6 THE COUNCIL FOR THE REGULATION OF FREIGHT FORWARDING IN NIGERIA (CRFFN)

The Projected Revenue of **₦2,820,249,343.00** (*Two Billion, Eight Hundred and Twenty Million, Two Hundred and Forty-nine Thousand, Three Hundred and Forty-three Naira only*) be approved.

The Total Expenditure of **₦2,773,291,764.65** (*Two Billion, Seven Hundred and Seventy-three Million, Two Hundred and Ninety-one Thousand, Seven Hundred and Sixty-four Naira, Sixty-five Kobo only*) be approved for CRFFN.




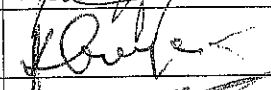
















7.0 CONCLUSION

The Committee wishes to express its deep appreciation to the entire leadership of the Senate for the opportunity to serve in this capacity. It is our hope that the recommendations would be considered and approved.

Senator Ahmed Rufai Sani
CHAIRMAN

Dauda Bulama Bukar
CLERK TO THE COMMITTEE

SENATE COMMITTEE ON MARINE TRANSPORT

S/NO	NAME	DESIGNATION	SIGNATURE
1	Senator Ahmed Rufai Sani	Chairman	
2	Senator Ahmed Ogembe	Vice-Chairman	
3	Senator Suleiman M. Nazif	Member	
4	Senator Kabir Gaya	Member	
5	Senator Joshua Dariye	Member	
6	Senator George Akume	Member	
7	Senator Olamilekan Adeola	Member	
8	Senator Ahamefule Orji	Member	
9	Senator Emmanuel I. Paulker	Member	
10	Senator Clifford Ordia	Member	
11	Senator Mohammed Hassan	Member	
12	Senator Samuel Anyanwu	Member	
13	Senator Andy Uba	Member	
14	Senator Obinna Ogba	Member	
15	Senator Abdullahi Gumel	Member	
16	Senator Ovie Omo Agege	Member	
17	Senator Binta Masi Garba	Member	
18	Senator Ben Nwajumogu	Member	
19	Senator Mao Ohuabunwa	Member	
20	Senator Sabo Mohammed Nakudu	Member	

NIGERIA PORTS AUTHORITY (NPA)

2017 BUDGET PROPOSAL

**NIGERIA PORTS AUTHORITY
YEAR 2017 BUDGET - FINANCIAL STATEMENT**

DESCRIPTION	2016 APPROVED BUDGET =N='000	2016 ACTUAL PERFORMANCE =N=	2017 BUDGET PROPOSAL =N=	COMMITTEE RECOMM.	REMARKS
REVENUE:					
OPERATIONAL REVENUE	157,166,867,460	124,246,702,374	199,162,016,932	199,162,016,932	SUSTAINED
ADMINISTRATIVE REVENUE	46,752,258,302	49,818,758,962	79,417,561,636	79,417,561,636	SUSTAINED
GROSS INTERNALLY GENERATED REVENUE (IGR)	203,919,125,762	174,065,461,336	278,579,578,568	278,579,578,568	SUSTAINED
INCOME FROM OTHER SOURCES	12,617,857,000	4,867,229,439	10,100,958,878	10,100,958,878	SUSTAINED
GROSS REVENUE FOR THE YEAR	216,536,982,762	178,932,690,775	288,680,537,446	288,680,537,446	SUSTAINED
WAIVERS, REBATES, VOLUME CHANGE & OTHER DEDUCTIONS	(15,217,139,710)	(3,923,378,080)	(19,004,531,509)	(10,148,531,111)	DECREASED
NET REVENUE FOR THE YEAR	201,319,843,052	175,009,312,695	269,767,005,937	278,532,006,335	INCREASED
AMOUNT AVAILABLE TO FUND OPERATING EXPENSES & CAPITAL EXPENDITURE	150,989,882,289	175,009,312,695	269,767,005,937	278,532,006,335	INCREASED
OPERATING EXPENSES:					
PERSONNEL COSTS	28,275,110,000		30,337,755,797	30,429,755,797	INCREASED
TOWAGE & SUPPLIES	8,875,666,000		11,652,106,864	11,652,106,864	SUSTAINED
REPAIRS & MAINTENANCE	955,112,000		1,395,852,973	1,445,852,973	INCREASED
ADMINISTRATIVE EXPENSES	29,747,181,000		52,791,114,425	52,891,114,425	DECREASED
TOTAL OPERATING EXPENSES	67,853,069,147	60,604,063,516	96,176,830,059	96,418,830,059	INCREASED
CAPITAL EXPENDITURE:					
CAPITAL EXPENDITURE	83,091,101,000	39,897,805,532	165,900,283,700	174,110,283,076	INCREASED
TOTAL EXPENDITURE	150,944,170,147	100,501,869,047	262,700,113,135	270,529,113,135	INCREASED
PROJECTED OPERATING SURPLUS			7,598,892,801	8,002,893,200	INCREASED
PROJECTED REMITTANCE TO CRF @ 80%			6,097,114,241	6,402,314,560	INCREASED
PROJECTED TRANSFER TO REVENUE RESERVE @ 20%			1,519,778,560	1,600,578,640	INCREASED

NIGERIA PORTS AUTHORITY
2017 BUDGET SUMMARY OF REVENUE PROJECTION

CTRL	DESCRIPTION	2016 APPROVED BUDGET =N='000	2016 ACTUAL PERFORMANCE =N=	2017 BUDGET PROPOSAL =N=	COMMITTEE RECOMM.	REMARKS
	TRAFFIC	77,459,338	49,952,317,466	90,933,431,286	90,933,431,286	SUSTAINED
	HARBOURS DUES	79,533,914	79,533,914,000	108,228,585,645	108,228,585,645	SUSTAINED
	ADMIN REVENUE	46,752,258	46,752,258,000	79,417,561,636	79,417,561,636	SUSTAINED
	TOTAL INTERNALLY GENERATED REVENUE	203,745,537	174,065,461,336	278,579,578,568	278,579,578,568	SUSTAINED
	<i>Waivers on Petroleum Products</i>	(9,813,855)	(3,923,378,080)	-	-	SUSTAINED
	<i>Rebates based on Oslo Convention</i>	-	-	-	-	SUSTAINED
	<i>Volume Change deductions on lease fees</i>	(5,403,285)	-	(19,004,531,509)	(10,146,531,111)	DECREASED
	NET INTERNALLY GENERATED REVENUE	188,528,397	170,142,083,256	259,575,047,059	268,532,006,335	INCREASED
	INCOME FROM OTHER SOURCES					
	Dividend on equity participation in Lagos and Bonny Channel Management	597,857	-	350,000,000	350,000,000	SUSTAINED
	Rental Income from NPA London Property	20,000	-	16,500,000	16,500,000	SUSTAINED
	3% Share of Port Development Levy	12,000,000	4,867,229,439	9,734,458,878	9,734,458,878	SUSTAINED
	TOTAL REVENUE FROM OTHER SOURCES	12,617,857	4,867,229,439	10,100,958,878	10,100,958,878	SUSTAINED
	TOTAL REVENUE FROM ALL SOURCES	201,146,254	175,009,312,695	269,676,305,937	278,632,965,213	INCREASED

**NIGERIA PORTS AUTHORITY
DETAILED ANALYSIS: 2017 REVENUE PROJECTION**

CATEGORY/ GROUP	ACCOUNT CODE	REVENUE HEADS	2016 APPROVED BUDGET =N=	2016 ACTUAL PERFORMANCE =N=	2017 BUDGET PROPOSALS =N=	COMMITTEE RECOMM.	REMARKS
TRAFFIC	110101001	General Cargo	2,295,763,994	2,295,763,994	2,095,975,238	2,095,975,238	SUSTAINED
	110101002	Dry Bulk Cargo	3,322,406,976	3,322,406,976	5,411,100,950	5,411,100,950	SUSTAINED
	110101003	Bulk Liquid Cargo	33,022,766,148	28,815,333,991	53,227,187,011	53,227,187,011	SUSTAINED
	110101004	Vehicles	3,338,308,971	1,076,076	912,247,070	912,247,070	SUSTAINED
	110101005	Freight Containers	25,849,918,838	2,899,825,987	18,235,491,866	18,235,491,866	SUSTAINED
	110101006	Throughput fees	6,508,472,614	6,968,202,566	8,001,416,882	8,001,416,882	SUSTAINED
	110101007	Documentation & Customs Examination	490,088,000	50,540,639	-	-	SUSTAINED
	110101008	Rent on Cargo	151,759,000	25,200	-	-	SUSTAINED
	110101009	Fire Coverage	348,407,999	1,540,943,125	126,380,457	126,380,457	SUSTAINED
	110101010	Water Supply	106,887,418	79,677,429	147,337,875	147,337,875	SUSTAINED
	110101011	Port Piers	19,497,950	569,251,213	428,792,259	428,792,259	SUSTAINED
	110101015	Compulsory Pilotage Royalty (Gas)	-	49,982,732	39,824,100	39,824,100	SUSTAINED
	110101016	Compulsory Pilotage Royalty (Oil)	2,005,060,232	225,052,800	2,307,677,580	2,307,677,580	SUSTAINED
	#####	TOTAL TRAFFIC		77,459,338,140	46,818,082,728	90,933,431,286	90,933,431,286
HARBOURS	110102001	Ship Dues	37,452,327,491	34,253,455,030	47,442,964,747	47,442,964,747	SUSTAINED
	110102002	Conservancy	22,449,000	13,054,265	-	-	SUSTAINED
	110102003	Berth Rent	1,390,975,641	1,006,733,596	2,132,440,968	2,132,440,968	SUSTAINED
	110102004	Environmental Protection	5,351,188,941	4,978,686,854	7,599,670,431	7,599,670,431	SUSTAINED
	110102005	Pilotage	30,629,000	30,629,000			
		Footage Fee					
		Service Boat Operations	35,082,072,572	32,859,475,803	49,410,000,080	49,410,000,080	SUSTAINED
	110102007	Shifting Charges	43,634,389	43,634,389	159,039,110	159,039,110	SUSTAINED
	110102023	Annual Light Dues	160,663,705	160,663,705	178,228,900	178,228,900	SUSTAINED
		Wharfage	173,588,581	455,752,519	1,306,241,409	1,306,241,409	SUSTAINED
	TOTAL HARBOUR		74,294,384,907	74,294,384,907	108,228,585,645	108,228,585,645	SUSTAINED

NIGERIA PORTS AUTHORITY
DETAILED ANALYSIS: 2017 REVENUE PROJECTION

CATEGORY/ GROUP	ACCOUNT CODE	REVENUE HEADS	2016 APPROVED BUDGET =N=	2016 ACTUAL PERFORMANCE =N=	2017 BUDGET PROPOSALS =N=	COMMITTEE RECOMM.	REMARKS
ADMIN REVENUE	120102001	Fines	46,437,000	46,437,000	10,525,819	10,525,819	SUSTAINED
	120102002	Shortfall on GMT (Penalties)	122,500,000	2,178,178,772	-	-	SUSTAINED
	120102004	Jetty Licenses	4,395,000		85,000,000	85,000,000	SUSTAINED
	110101012	Lease Fees -Concessionaires	37,413,250,703	35,877,409,334	67,292,485,247	67,292,485,247	SUSTAINED
	120102005	Estate Rent	3,552,945,590	8,614,808,233	5,673,851,243	5,673,851,243	SUSTAINED
	120102007	Oddment Proceeds	64,635,480		-	-	SUSTAINED
	120102008	Canteen Sales	1,593,500	847,059	1,273,580	1,273,580	SUSTAINED
	120102009	Bid Document Fees	52,500	52,241,360	156,000	156,000	SUSTAINED
	120102010	Electricity Bills Raised on Leased Properties	32,976,380	4,700,638	150,153,292	150,153,292	SUSTAINED
	120102012	Off-Dock Terminal Fees	126,640,000	52,467,248	-	-	SUSTAINED
	120102013	Oil Terminal Dues	5,209,347,909	2,270,407,130	6,107,898,585	6,107,898,585	SUSTAINED
	120102017	Land Leases	50,792,550		-	-	SUSTAINED
	120102018	Registration of Shipping Companies	7,366,000	39,395,585	35,883,497	35,883,497	SUSTAINED
	120102020	Port Pass & Car Stickers	119,325,690	57,351,516	35,561,817	35,561,817	SUSTAINED
		Survey Permit		7,868,720			
		E-Sen		138,097			
		120102031	Vehicle Entry Permit (VEP)		3,273,037	24,772,556	24,772,556
		TOTAL ADMIN REVENUE	46,752,258,302	46,752,258,302	79,417,561,636	79,417,561,636	SUSTAINED
		TOTAL INTERNALLY GENERATED REVENUE	198,505,981,349	167,864,725,937	278,579,578,568	278,579,578,568	SUSTAINED
		Waivers on Petroleum Products	(9,813,854,710)	(3,923,378,080)	-	-	SUSTAINED
		Rebates based on Oslo Convention	-	-	-	-	SUSTAINED
		Volume Change deductions on lease fees	(5,403,285,000)	-	(19,004,531,509)	(10,148,531,111)	DECREASED
		NET INTERNALLY GENERATED REVENUE	188,701,986,052	188,701,986,052	259,575,047,059	268,431,047,457	INCREASED

**NIGERIA PORTS AUTHORITY
DETAILED ANALYSIS: 2017 REVENUE PROJECTION**

CATEGORY/ GROUP	ACCOUNT CODE	REVENUE HEADS	2016 APPROVED BUDGET =N=	2016 ACTUAL PERFORMANCE =N=	2017 BUDGET PROPOSALS =N=	COMMITTEE RECOMM.	REMARKS
OTHERS	120103001	Dividend on equity participation in Lagos and Bonny Channel Management	597,857,000	-	350,000,000	350,000,000	SUSTAINED
	120103002	Rental Income from NPA London Property/Sale of Assets	20,000,000	-	16,500,000	16,500,000	SUSTAINED
	120103000	3% Share of Port Development Levy	12,000,000,000	4,867,229,439	9,734,458,878	9,734,458,878	SUSTAINED
		TOTAL INCOME FROM OTHER SOURCES	12,617,857,000	12,617,857,000	10,100,958,878	10,100,958,878	SUSTAINED
		GRAND TOTAL	201,319,843,052	201,319,843,052	269,676,005,937	278,532,006,335	INCREASED

**NIGERIA PORTS AUTHORITY
SUMMARY 2017 OPERATING EXPENSES**

	DESCRIPTION	2016 APPROVED BUDGET =N=	2016 ACTUAL PERFORMANCE =N=	2017 BUDGET PROPOSAL =N=	COMMITTEE RECOMM.	REMARKS
A	SHORT-TERM EMPLOYEE BENEFITS	26,365,695,184	22,364,058,546	28,213,146,768	28,213,146,768	SUSTAINED
B	OTHER SHORT-TERM EMPLOYEE BENEFITS	1,909,414,712	1,747,588,590	2,124,609,029	2,124,609,029	SUSTAINED
C	TOWAGE & SUPPLIES	8,875,666,120	8,299,485,869	11,847,106,864	11,847,106,864	SUSTAINED
D	REPAIRS AND MAINTENANCE	955,111,993	744,106,877	1,395,852,973	1,395,852,973	SUSTAINED
E	ADMINISTRATIVE EXPENSES	28,371,080,531	26,126,990,787	49,067,117,491	49,067,117,491	SUSTAINED
F	INSURANCE	1,376,100,607	1,321,832,850	3,528,996,934	3,528,996,934	SUSTAINED
	TOTAL OPERATING EXPENSES	67,853,069,147	60,604,063,519	96,418,830,059	96,418,830,059	SUSTAINED
	TOTAL CAPITAL EXPENDITURE	83,091,101,000	39,897,805,533	167,900,283,077	174,110,283,076	INCREASED
	GRAND TOTAL EXPENDITURE	150,944,170,147	100,501,869,052	262,077,113,135	270,529,113,135	INCREASED

**NIGERIA PORTS AUTHORITY
2017 OPERATING EXPENDITURE PROJECTION**

EXPENDITURE DESCRIPTION			2016 APPROVED BUDGET =N='000	2016 ACTUAL PERFORMANCE =N=	2017 BUDGET PROPOSAL =N=	COMMITTEE RECOMM.	REMARKS
S/NO A	ACCOUNT CODE	SHORT TERM EMPLOYEE BENEFITS					
1	210101201	Basic Salary	1,970,984,202	1,745,495,010	2,089,723,960	2,089,723,960	SUSTAINED
2	210101207	Transport Allowance	4,185,552,255	3,786,147,518	4,428,122,669	4,428,122,669	SUSTAINED
3	210101208	Rent Allowance	5,341,935,923	5,184,484,379	5,737,284,333	5,737,284,333	SUSTAINED
4	210101209	Utility Allowance	2,223,170,614	1,469,901,250	2,393,351,950	2,393,351,950	SUSTAINED
5	210101210	Domestic Allowance	189,273,654	146,793,303	163,064,714	163,064,714	SUSTAINED
6	210101211	Domestic Security	279,285,297	203,585,446	142,372,609	142,372,609	SUSTAINED
7	210101212	Dressing Allowance	1,082,535,552	877,473,403	1,136,495,236	1,136,495,236	SUSTAINED
8	210101213	Meal Subsidy	1,541,615,261	1,204,943,805	1,627,757,687	1,627,757,687	SUSTAINED
9	210101214	Hazard Allowance	342,181,316	275,212,330	200,652,530	200,652,530	SUSTAINED
10	210101215	IT Allowance	554,935,456	509,408,285	389,247,822	389,247,822	SUSTAINED
11	210101216	Fueling Allowance	138,507,528	129,837,985	598,419,165	598,419,165	SUSTAINED
12	210101217	Drivers Allowance	392,765,564	268,167,049	149,226,596	149,226,596	SUSTAINED
13	210101218	Leave Grants	2,021,285,879	1,671,193,266	2,170,242,059	2,170,242,059	SUSTAINED
14	210101301	Entertainment Allowance	144,070,191	118,586,165	189,462,423	189,462,423	SUSTAINED
15	210101302	Furniture Allowance	4,042,571,757	3,184,807,228	4,340,484,118	4,340,484,118	SUSTAINED
16	210101303	Children Education/Recreation Allowance	1,915,024,735	1,588,022,124	2,457,238,897	2,457,238,897	SUSTAINED
		Sub Total	26,365,695,184	22,364,058,546	28,213,146,768	28,213,146,768	SUSTAINED
B		OTHER SHORT TERM EMPLOYEE BENEFITS					
1	210201001	Employee Welfare Expenses	-	-	6,420,000	6,420,000	SUSTAINED
2	210101203	Overtime Allowance	41,423,222	36,979,821	43,494,000	43,494,000	SUSTAINED
3	210101204	Responsibility Allowance	37,310,400	21,240,224	39,176,000	39,176,000	SUSTAINED
4	210101205	Call Duty Allowance	133,930,000	132,007,143	140,627,000	140,627,000	SUSTAINED
5	210101206	Footage Allowance/Victuals	382,911,870	382,176,090	425,558,000	425,558,000	SUSTAINED
6	210101222	Productivity Allowance	1,242,169,220	1,175,185,312	1,085,121,029	1,085,121,029	SUSTAINED
7	210101219	Repatriation	-	-	314,213,000	314,213,000	SUSTAINED
8	210201002	Health Promotion Programmes	65,000,000	-	60,000,000	60,000,000	SUSTAINED
9	210101203	Appraisal/Motivation Scheme	6,670,000	-	10,000,000	10,000,000	SUSTAINED
		Sub Total	1,909,414,712	1,747,588,590	2,124,609,029	2,124,609,029	SUSTAINED

**NIGERIA PORTS AUTHORITY
2017 OPERATING EXPENDITURE PROJECTION**

EXPENDITURE DESCRIPTION		2016 APPROVED BUDGET =N='000	2016 ACTUAL PERFORMANCE =N=	2017 BUDGET PROPOSAL =N=	COMMITTEE RECOMM.	REMARKS	
C	TOWAGE & SUPPLIES						
1	210301001	Towage, Mooring and Pilotage Support Service	5,299,000,000	5,028,407,388	6,224,569,335	6,224,569,335	SUSTAINED
2	210301003	Cargo Surveyors/Tally Clerks & On-Board Security	1,486,847,000	1,391,141,709	1,658,055,290	1,658,055,290	SUSTAINED
3	210301004	Monitoring, Evaluation & Compliance of Marine and Operations	21,793,000	17,975,324	34,290,600	34,290,600	SUSTAINED
5	210301006	Operational Security Under ISPS Arrangement	159,180,033	105,776,130	92,764,340	92,764,340	SUSTAINED
6	210301007	Security Contract	62,656,000	58,953,396	60,060,000	60,060,000	SUSTAINED
7	210301008	Funding of JTF operations in all ports	138,300,000	133,619,495	87,177,000	87,177,000	SUSTAINED
10	210301011	Service Charge for OTD Revenue Monitoring	37,549,000	22,169,157	1,103,577,347	1,103,577,347	SUSTAINED
11	210301012	Research & Development	20,800,115	-	38,707,200	38,707,200	SUSTAINED
12	210301013	Printing & Stationeries	222,236,241	193,520,405	250,777,250	250,777,250	SUSTAINED
13	210301014	Electricity & Lighting	519,415,184	490,781,759	591,191,985	591,191,985	SUSTAINED
14	210301015	Fuel & Lubricants	646,561,047	645,522,412	1,061,488,200	1,061,488,200	SUSTAINED
15	210301016	Water Supply	23,855,000	17,343,964	30,915,432	30,915,432	SUSTAINED
17	210301018	Gas	10,466,500	1,739,500	9,605,080	9,605,080	SUSTAINED
18	210301019	Hire of Plants	67,000	60,000	45,000,000	45,000,000	SUSTAINED
19	210301020	Haulage Services	76,940,000	72,634,000	105,000,000	105,000,000	SUSTAINED
20	210301021	Computer Consumables	150,000,000	119,841,230	258,927,805	258,927,805	SUSTAINED
		Sub Total	8,875,666,120	8,299,485,869	11,652,106,864	11,652,106,864	SUSTAINED
D	REPAIRS & MAINTENANCE						
1	210401001	Buildings	123,993,000	122,939,316	299,159,590	349,159,590	INCREASED
2	210401003	Wharves/corrosion control	120,000,000	113,420,567	120,000,000	120,000,000	SUSTAINED
3	210401004	Roads and Sidings	114,675,820	113,388,811	113,775,000	113,775,000	SUSTAINED
4	210401005	Erosion Control within the Ports	24,220,000	4,503,000	30,000,000	30,000,000	SUSTAINED
5	210401006	Vessels/Crafts	104,897,750	15,315,383	146,290,116	146,290,116	SUSTAINED
6	210401007	Plants - fire engines & generators	86,175,663	56,664,006	66,383,280	66,383,280	SUSTAINED
7	210401008	Channels and Waterways	15,067,000	1,247,000	3,287,296	3,287,296	SUSTAINED

**NIGERIA PORTS AUTHORITY
2017 OPERATING EXPENDITURE PROJECTION**

EXPENDITURE DESCRIPTION			2016 APPROVED BUDGET =N='000	2016 ACTUAL PERFORMANCE =N=	2017 BUDGET PROPOSAL =N=	COMMITTEE RECOMM.	REMARKS
8	210401009	Motor Vehicles	79,313,332	59,152,872	90,394,720	90,394,720	SUSTAINED
9	210401010	Office Furniture	23,410,556	13,035,503	25,995,150	25,995,150	SUSTAINED
10	210401011	Office Equipment	43,286,949	43,026,373	51,037,620	51,037,620	SUSTAINED
11	210401012	Office Fixtures & Fittings	31,772,500	31,346,245	22,002,200	22,002,200	SUSTAINED
12	210401015	Dry/Floating Dock	-	-	10,000,000	10,000,000	SUSTAINED
13	210401016	Internet & Website Service	128,299,424	112,596,607	231,610,000	231,610,000	SUSTAINED
14	210401017	Hardware Maintenance	60,000,000	57,471,194	185,918,001	185,918,001	SUSTAINED
		Sub Total	955,111,993	744,106,877	1,395,852,972	1,445,852,973	INCREASED
<i>E</i>		ADMINISTRATIVE EXPENSES					
1	220101001	Training – Local	720,860,000	708,597,099	1,932,741,000	1,932,741,000	SUSTAINED
2	220101002	Training - Overseas	219,273,409	20,483,509	532,190,000	532,190,000	SUSTAINED
3	220101003	Travel & Subsistence	853,850,582	797,811,701	821,826,750	821,826,750	SUSTAINED
4	220101004	NYSC Allowance	17,666,460	17,070,159	50,000,000	50,000,000	SUSTAINED
5	220101005	Professional Development Grant	14,459,573	7,500,000	7,200,000	7,200,000	SUSTAINED
6	220101006	Sponsorship	5,000,000	2,829,457	12,000,000	12,000,000	SUSTAINED
7	220101007	Pension - defined benefits	7,740,322,910	7,707,733,139	7,525,163,262	7,525,163,262	SUSTAINED
8	220101008	Pension - defined contribution	3,058,092,559	2,744,716,150	3,082,182,673	3,082,182,673	SUSTAINED
9	220101009	Gratuity	1,488,810,020	1,227,961,085	1,857,122,902	1,857,122,902	SUSTAINED
10	220101010	Funding of Accumulated Staff Benefits/Deficit in Pension Valuation	1,200,000,000	1,200,000,000	4,800,000,000	4,800,000,000	SUSTAINED
11	220101011	Industrial Training Fund (ITF)	201,146,667	190,010,000	280,000,000	280,000,000	SUSTAINED
12	220101012	Students Industrial Work Experience Scheme (SIWES)	39,079,527	32,185,000	37,800,000	37,800,000	SUSTAINED
13	220101013	Welfare and Bereavement Expenses	108,265,395	59,506,751	189,862,597	189,862,597	SUSTAINED
14	220101014	Long Service Awards	100,000,000	84,206,200	204,847,000	204,847,000	SUSTAINED
15	220101015	Medical Expenses - Drugs	108,875,000	107,863,506	212,900,129	212,900,129	SUSTAINED
16	220101016	Medical Expenses - Local	82,490,075	76,495,613	250,731,514	250,731,514	SUSTAINED
17	220101017	Medical Expenses - Foreign	241,000,000	46,629,945	190,500,000	190,500,000	SUSTAINED
18	220101018	Guest Houses	1,200,000	-	-	-	SUSTAINED
19	220101019	Sports & Staff Club	-	-	153,510,500	153,510,500	SUSTAINED

**NIGERIA PORTS AUTHORITY
2017 OPERATING EXPENDITURE PROJECTION**

EXPENDITURE DESCRIPTION			2016 APPROVED BUDGET =N='000	2016 ACTUAL PERFORMANCE =N=	2017 BUDGET PROPOSAL =N=	COMMITTEE RECOMM.	REMARKS
20	220101020	Sports Ground	3,746,005	1,004,200	14,343,390	14,343,390	SUSTAINED
21	220101021	Hotel Expenses	734,327,025	724,620,570	578,151,904	578,151,904	SUSTAINED
22	220101022	Entertainment	105,920,539	103,918,839	78,906,350	78,906,350	SUSTAINED
23	220101023	Canteen Expenses	24,670,277	18,331,200	27,320,000	27,320,000	SUSTAINED
24	220101024	Uniform	45,259,016	43,834,488	90,039,800	90,039,800	SUSTAINED
25	220101025	Transportation	1,690,000	1,090,800	24,042,800	24,042,800	SUSTAINED
26	220101026	Rent - Offices	59,805,579	55,703,072	37,000,000	37,000,000	SUSTAINED
27	220101027	Rent - Residential	48,693,333	47,000,000	41,300,000	41,300,000	SUSTAINED
28	220101028	Advertising & Publicity/Media Relations	242,781,283	238,288,751	351,482,900	351,482,900	SUSTAINED
29	220101029	Audit Fees	150,634,550	89,225,000	100,000,000	100,000,000	SUSTAINED
30	220101030	Accounting Fee	50,775,630	-	60,000,000	60,000,000	SUSTAINED
31	220101031	Legal Fees	202,850,000	201,852,611	600,000,000	600,000,000	SUSTAINED
32	220101032	Professional Charges	258,143,077	162,647,580	203,000,000	203,000,000	SUSTAINED
33	220101033	Feasibility Studies And Survey	30,387,203	2,148,175	70,741,460	70,741,460	SUSTAINED
34	220101034	Subscriptions: Broadband, UHF Frequency, Telecommunications e.t.c.	65,528,206	57,649,329	531,956,300	531,956,300	SUSTAINED
35	220101035	Software Licences	445,500,000	371,271,250	493,000,000	493,000,000	SUSTAINED
36	220101036	Donations	89,634,500	88,714,899	87,186,610	87,186,610	SUSTAINED
37	220101037	Exhibitions, Festivals & Corporate Souvenirs	134,424,471	42,456,688	112,735,000	112,735,000	SUSTAINED
38	220101038	Books, Papers & Periodicals	36,762,817	33,394,345	72,196,598	72,196,598	SUSTAINED
39	220101039	Environmental Cleaning and Beautification	471,750,992	464,836,648	1,110,000,000	1,110,000,000	SUSTAINED
40	220101040	Stamp Duties	1,000,000	978,973	1,000,000	1,000,000	SUSTAINED
41	220101041	Ad-hoc Committee Expenses	72,427,721	69,711,000	109,309,000	109,309,000	SUSTAINED
43	220101043	Seminars, Conferences, Symposium & Associated Costs	192,724,069	159,593,002	379,694,150	379,694,150	SUSTAINED
44	220101044	Corporate Social Responsibility	38,100,000	29,254,500	-	-	SUSTAINED
45	220101045	Expenses incurred on behalf of Govt agencies	69,196,545	50,291,497	250,000,000	350,000,000	INCREASED
46	220101046	Pilotage Board Expenses	8,121,066	839,400	25,000,000	25,000,000	SUSTAINED

**NIGERIA PORTS AUTHORITY
2017 OPERATING EXPENDITURE PROJECTION**

EXPENDITURE DESCRIPTION		2016 APPROVED BUDGET =N='000	2016 ACTUAL PERFORMANCE =N=	2017 BUDGET PROPOSAL =N=	COMMITTEE RECOMM.	REMARKS	
47	220101048	Board Members Remuneration	-	-	15,000,000	15,000,000	SUSTAINED
48	220101049	Board Members Expenses	19,429,000	732,870	150,000,000	150,000,000	SUSTAINED
49	220101051	Commissions (Intel's Managing Agent & Others)	7,071,308,212	7,009,285,942	13,834,800,022	13,834,800,022	SUSTAINED
50	220101052	Monitoring & Pollution Control	29,462,409	29,153,500	4,939,785,910	4,939,785,910	SUSTAINED
51		Budget Sensitization Sessions & Implementation of Budget Monitoring	15,165,750	4,175,000	18,620,000	18,620,000	SUSTAINED
52	220101054	Telephone	214,746,000	182,945,729	148,110,000	148,110,000	SUSTAINED
53	220101055	Postages	36,052,075	29,031,957	40,979,850	40,979,850	SUSTAINED
54		Audit of Concessionaires	400,000,000	354,176,500	600,000,000	600,000,000	SUSTAINED
55	220101060	General/Legal Consultancy on Review & Amendment of Existing Laws on Concessionaires agreement	15,000,000	-	250,156,000	250,156,000	SUSTAINED
56	220101061	Community Relations	-	-	250,000,000	250,000,000	SUSTAINED
57	220101062	Publications	39,900,000	35,919,500	23,400,000	23,400,000	SUSTAINED
58	220101063	Bid Evaluation Costs	20,000,000	17,350,000	18,000,000	18,000,000	SUSTAINED
59	220101064	HSE & Fire Service Consumables	352,771,000	305,165,200	619,285,000	619,285,000	SUSTAINED
60	220301002	Bank Charges	76,500,000	68,798,458	85,127,000	85,127,000	SUSTAINED
		Subvention, PAYEE & National Insurance Contribution (UK)			679,869,120	679,869,120	SUSTAINED
61		Sinking Fund to Provide Cash Backing for FGN Guarrantee on Lekki Port Project	295,500,000	-	-	-	SUSTAINED
		Sub Total	28,371,080,531	26,126,990,787	49,262,117,491	49,362,117,491	INCREASED
F		INSURANCE					
1	220201001	Insurance Premium - protection & indemnity (P.I)	456,724,000	453,500,227	1,579,688,635	1,579,688,635	SUSTAINED
2	220201002	Insurance premium - Group Life Assurance	235,494,038	228,304,778	531,583,459	531,583,459	SUSTAINED
3	220201004	Employee Compensation Contribution Fund	195,096,569	190,027,845	217,864,742	217,864,742	SUSTAINED
4	220201003	Insurance General	488,786,000	450,000,000	1,199,860,098	1,199,860,098	SUSTAINED

**NIGERIA PORTS AUTHORITY
2017 OPERATING EXPENDITURE PROJECTION**

EXPENDITURE DESCRIPTION		2016 APPROVED BUDGET =N='000	2016 ACTUAL PERFORMANCE =N=	2017 BUDGET PROPOSAL =N=	COMMITTEE RECOMM.	REMARKS
	Sub Total	1,376,100,607	1,321,832,850	3,528,996,934	3,528,996,934	SUSTAINED
	GRAND-TOTAL	67,853,069,147	60,604,063,519	96,176,830,059.00	96,418,830,059.00	INCREASED

**NIGERIA PORTS AUTHORITY
SUMMARY OF 2017 CAPEX PROJECTIONS**

S/NO.	CODE	DESCRIPTION	2016 APPROVED BUDGET =N=	2016 ACTUAL PERFORMANCE =N=	2017 BUDGET PROPOSAL =N=	COMMITTEE RECOMM.	REMARKS
A	320101001	LANDS	1,320,000,000	19,200,000	6,958,874,000	7,008,874,000	INCREASED
B	320101002	BUILDINGS	1,390,000,000	278,113,515	4,384,500,000	6,794,500,000	INCREASED
C	320101006	WHARVES/ MOLES	16,846,374,000	-	20,178,329,621	20,428,329,621	INCREASED
D	3201010011	ROADS AND SIDINGS	1,447,000,000	567,750,462	4,163,000,000	4,163,000,000	SUSTAINED
E	3201010012	VESSELS	8,365,690,000	4,448,768,961	18,291,424,232	18,291,424,232	SUSTAINED
F	330104020	MOTOR VEHICLES	611,500,000	-	1,179,800,000	1,954,800,000	INCREASED
G	330104022	INFORMATION & COMMUNICATION INFRASTRUCTURE	2,017,326,000	204,610,207	6,778,250,000	6,778,250,000	SUSTAINED
H	330104024	OFFICE FURNITURE & EQUIPMENT	1,191,823,000	25,949,786	3,226,794,210	3,251,794,210	INCREASED
I	330104028	ELECTRICITY & LIGHTING	972,066,000	46,763,650	2,375,095,000	2,375,095,000	SUSTAINED
J	330104017	PLANT & MACHINERY	428,575,000	172,013,749	120,000,000	370,000,000	INCREASED
K	320102002	CAPITAL DREDGING	45,850,747,000	33,848,222,575	95,654,216,014	100,104,216,014	INCREASED
L	220101044	OTHERS	2,650,000,000	286,412,628	2,590,000,000	2,590,000,000	SUSTAINED
		GRAND TOTAL	83,091,101,000	39,897,805,533	165,900,283,077	174,110,283,077	INCREASED

**NIGERIA PORTS AUTHORITY
2017 CAPITAL EXPENDITURE BUDGET PROPOSAL**

CTRL NO	CODES	CAPITAL PROJECTS	2016 APPROVED BUDGET	2016 ACTUAL PERFORMANCE	2017 BUDGET PROPOSAL	COMMITTEE RECOMM.	REMARKS
		EXPENDITURE DESCRIPTION	=N=	=N=	=N=		
A	320101001	LANDS					
1		Land Survey in part of LPC(200 Ha), P.H (60 Ha), Warri (60 Ha) & Calabar (160 Ha)	50,000,000	-	30,000,000	30,000,000	SUSTAINED
2		Land Survey - 5000 Hectares of land for the proposed Deep Sea Port at Ibaka, Akwa Ibom State (Ibom Deep Seaport)	200,000,000	-	200,000,000	200,000,000	SUSTAINED
3		Land Information System (LIS) for all landed Properties and Infrastructure		-	302,736,000	302,736,000	SUSTAINED
4		Survey of Land Acquired for Ikorodu Lighter Terminal		-	25,000,000	25,000,000	SUSTAINED
5		Recovery of the encroached NPA land at Ikorodu		-	25,000,000	25,000,000	SUSTAINED
6		Processing of C of O for Abuja Lands		-	75,000,000	75,000,000	SUSTAINED
7		Valuation of Authority's Assets	120,000,000	-	405,000,000	405,000,000	SUSTAINED
8		Fencing of NPA land at Calabar New Port Extention	100,000,000	-	450,000,000	450,000,000	SUSTAINED
9		Proposed Fencing of Warri Port	450,000,000	-	450,000,000	450,000,000	SUSTAINED
10		Proposed Fencing of NPA land at Kuje, Abuja		-	20,000,000	20,000,000	SUSTAINED
11		Proposed Erection of anti-intruder mesh and concrete fence at TCIP		-	200,000,000	250,000,000	INCREASED
12		Erection of Perimeter fence to ISPS standard at Onne Port		-	90,000,000	90,000,000	SUSTAINED
13		Proposed reconstruction of Perimeter fence at NPA signal station compound at Bonny Island, Rivers State		-	114,000,000	114,000,000	SUSTAINED
14		Proposed construction of Perimeter fence at NPA Staff Quarters compound, Bonny Island, Rivers State		-	75,000,000	75,000,000	SUSTAINED
15		Proposed construction of Perimeter fence at NPA land at Bundu Ama Community, Port Harcourt, Rivers State		-	127,000,000	127,000,000	SUSTAINED
16		Compensation on land acquisition for development in Akwa Ibom (N50M on 5000Ha & Delta state N50M for Escravos 3000Ha & Koko 75Ha	200,000,000	-	200,000,000	200,000,000	SUSTAINED
17		25 - year national Port Master Plan	50,000,000	19,200,000	170,138,000	170,138,000	SUSTAINED
18		Pilot Simulation Training Centre	150,000,000		4,000,000,000	4,000,000,000	
		SUB-TOTAL	1,320,000,000	19,200,000	6,958,874,000	7,008,874,000	INCREASED
B	320101002	BUILDINGS					

**NIGERIA PORTS AUTHORITY
2017 CAPITAL EXPENDITURE BUDGET PROPOSAL**

CTRL NO	CODES	CAPITAL PROJECTS	2016 APPROVED BUDGET	2016 ACTUAL PERFORMANCE	2017 BUDGET PROPOSAL	COMMITTEE RECOMM.	REMARKS
		EXPENDITURE DESCRIPTION	=N=	=N=	=N=		
1		Upgrading of Water supply system in LPC (Consultancy & Actual Works)	25,000,000				
2		Maintenance of water supply system at LPC		-	60,000,000	60,000,000	SUSTAINED
3		Upgrading of Water supply system in TCIPC (Consultancy & Actual Works)	25,000,000	-			
4		Rehabilitation of pilot transit quareters at Bonny		-	230,000,000	230,000,000	SUSTAINED
5		Rehabilitation of police finger jetty at Abonema wharf	20,000,000	-	250,000,000	250,000,000	SUSTAINED
6		Maintenance of water supply system at Calabar Port		-	45,000,000	45,000,000	SUSTAINED
7		Maintenance of water supply system at Delta Port, Warri	20,000,000	-	35,000,000	35,000,000	SUSTAINED
8		Maintenance of water supply system at Onne Port		-	35,000,000	35,000,000	SUSTAINED
9		Maintenance of water supply system at HQ		-	75,000,000	75,000,000	SUSTAINED
10		Proposed provision of Portable Water System for Medical Unit at Bode Thomas, Lagos		-	30,000,000	30,000,000	SUSTAINED
11		Rehabilitation of Headquarters Building	800,000,000	223,659,687	300,000,000	300,000,000	SUSTAINED
12		Consultancy & construction of NPA Abuja Office	50,000,000	-	1,070,000,000	3,070,000,000	INCREASED
13		Rehabilitation of offices/residences in Abuja and Lagos for Abuja MOU	50,000,000	-	50,000,000	50,000,000	SUSTAINED
14		Development of Borehole & Mini Water Treatment, Installation of burglary proof and security doors and erection of Generator House at Archive Building	25,000,000	-	25,000,000	25,000,000	SUSTAINED
15		Rehabilitation of Clinics at Lagos & PH Ports	50,000,000	-	200,000,000	200,000,000	SUSTAINED
16		Construction of Safety Station at Apapa	85,000,000	30,262,139	85,000,000	85,000,000	SUSTAINED
17		Construction of Observatory Towers (20 metres high) for Nigerian Navy for FOB at the following locations: Tarkwa Bay	100,000,000	-	200,000,000	380,000,000	INCREASED
18		Proposed upgrading of NPA anchorage facilities/construction of gym for NPA staff		-	55,000,000	55,000,000	SUSTAINED
19		Rehabilitation of Control Tower at TCIP		-	100,000,000	200,000,000	INCREASED
20		Rehabilitation of Control Tower at LPC, Apapa		-	100,000,000	200,000,000	INCREASED

**NIGERIA PORTS AUTHORITY
2017 CAPITAL EXPENDITURE BUDGET PROPOSAL**

CTRL NO	CODES	CAPITAL PROJECTS	2016 APPROVED BUDGET	2016 ACTUAL PERFORMANCE	2017 BUDGET PROPOSAL	COMMITTEE RECOMM.	REMARKS
		EXPENDITURE DESCRIPTION	=N=	=N=	=N=		
21		Rehabilitation of Control Tower at Delta Port, Warri		-	100,000,000	200,000,000	INCREASED
22		Provision of Industrial Borehole, Mini Water Treatment Plant, 200kva Generating set and Construction of Generator House at the Safety Station Building Apapa, Lagos.		-	50,000,000	50,000,000	SUSTAINED
23		Maintenance of Clinics at Lagos, Rivers, Onne, Delta & Calabar		-	100,000,000	160,000,000	INCREASED
24		Construction of Mini Safety Station (Safety, Fire & Occupational Health) at Calabar Port			50,000,000	50,000,000	SUSTAINED
25		Upgrading of former Atraine Building for office use in Port Harcourt		-	40,000,000	40,000,000	SUSTAINED
26		Proposed Upgrading of NPA Eastern Ports Headquarters Admin Building (Basket House Building)		-	42,000,000	42,000,000	SUSTAINED
27		Construction of Mini Safety Station (Safety, Fire & Occupational Health) at Calabar Port	35,000,000	-			
28		Office building for Port Management Association of West and Central Africa (PMAWCA)	45,000,000	24,191,689	10,000,000	10,000,000	SUSTAINED
29		Nigerian Ports Authority Archive building	35,000,000	-	25,000,000	25,000,000	SUSTAINED
30		Replacement of all installed Galvanized high mast with angular tower mast in HQ, TCIPC & Calabar	25,000,000	-			
31		Construction of standard Gate, Quarter Guard, Security post and Duty Cabin (Tarkwa Bay)			15,000,000	15,000,000	SUSTAINED
32		Maintenance of Fire Service Station at all Ports			285,000,000	285,000,000	SUSTAINED
33		Provision of canopy for new Fire Station/under ground reservoir at LPC			22,500,000	22,500,000	SUSTAINED
34		Design & Construction of Building to Accommodate pollution Control, Canteen, Training Hall and Clinic at FLT, Onne Port			100,000,000	100,000,000	SUSTAINED
35		Pilot Simulation Training Centre			250,000,000	250,000,000	SUSTAINED
36		Rehabilitation and Equipment of Training Centre			350,000,000	220,000,000	DECREASED
		SUB-TOTAL	1,390,000,000	278,113,515	4,384,500,000	6,794,500,000	INCREASED

**NIGERIA PORTS AUTHORITY
2017 CAPITAL EXPENDITURE BUDGET PROPOSAL**

CTRL NO	CODES	CAPITAL PROJECTS	2016 APPROVED BUDGET	2016 ACTUAL PERFORMANCE	2017 BUDGET PROPOSAL	COMMITTEE RECOMM.	REMARKS
		EXPENDITURE DESCRIPTION	=N=	=N=	=N=		
C	320101006	WHARVES/ MOLES					
1		Supply & Installation of Marine Fenders in Port Locations	251,000,000		200,000,000	200,000,000	SUSTAINED
2		Rehabilitation of Tin Can Island Port Quay wall & Apron	120,000,000		150,000,000	150,000,000	SUSTAINED
3		Reconstruction of Marina Jetty, CMS	250,000,000		400,000,000	400,000,000	SUSTAINED
4		Strengthening of container terminal Apapa, (Berth 15-20)	250,000,000		400,000,000	400,000,000	SUSTAINED
5		Lekki Port Project	14,124,374,000		1,107,760,333	1,107,760,333	SUSTAINED
6		Badagry Deep Sea Port			500,000,000	500,000,000	SUSTAINED
7		Ibaka Deep Sea Port			1,000,000,000	0	REMOVED
8		Ibom Deep Sea Port			500,000,000	1,000,000,000	INCREASED
9		Kirikiri Concession (consultancy/Transaction advisory)			50,000,000	50,000,000	SUSTAINED
10		National Freight Information & Transportation Hub (NAFITH)			60,000,000	60,000,000	SUSTAINED
11		New Initiatives			100,000,000	100,000,000	SUSTAINED
12		Port Single Window			225,000,000	225,000,000	SUSTAINED
13		Corrosion Control and Protection of the Steel/Concrete Pile Bulkheads of Wharves-Berths 1&2 LPC	75,000,000		200,000,000	200,000,000	SUSTAINED
14		Construction of Jetty Igga, Enugu State	150,000,000		-	150,000,000	INSERTED
15		Rehabilitation of Ikorodu Lighter Terminal (KLT) - construction including consultancy	350,000,000		1,300,000,000	1,300,000,000	SUSTAINED
16		Rehabilitation of sheet steel pile wall at TCIP	75,000,000		350,000,000	350,000,000	SUSTAINED
17		Proposed Construction of Jetty at Ogogoro Island for Nigerian Navy	200,000,000		-		
18		Remedial work at Escravos Breakwaters, replacement of navigational Aids and dredging at Warri Port			10,454,569,288	10,454,569,288	SUSTAINED
19		Consultancy for the Feasibility Study & Design of the Escravos Breakwaters at the Proposed new Port at Ogidigbe	500,000,000		500,000,000	500,000,000	SUSTAINED
20		Geo-Technical Investigation of Escravos Channel Dredging at Ogidigbe	501,000,000		501,000,000	501,000,000	SUSTAINED
21		Construction of Port Harcourt Finger Jetty, Rivers Port Port Harcourt			400,000,000	700,000,000	INCREASED

**NIGERIA PORTS AUTHORITY
2017 CAPITAL EXPENDITURE BUDGET PROPOSAL**

CTRL NO	CODES	CAPITAL PROJECTS	2016 APPROVED BUDGET	2016 ACTUAL PERFORMANCE	2017 BUDGET PROPOSAL	COMMITTEE RECOMM.	REMARKS
		EXPENDITURE DESCRIPTION	=N=	=N=	=N=		
22		Construction of Bonny Jetty, Port Port Harcourt, Rivers State			400,000,000	700,000,000	INCREASED
23		Reconstruction of Atlas Cove Tanker Jetty - Consultancy			80,000,000	80,000,000	SUSTAINED
24		Reconstruction of Steel Sheet Pile Wall at CSL Shoreline Dockyard - Consultancy			150,000,000	150,000,000	SUSTAINED
25		Optimization Studies to Navigational Channels to all Ports			1,000,000,000	1,000,000,000	SUSTAINED
26		Investigation & Solution to the Scouring Effects around Berths 4-14, ENL - EKO Support quay walls, LPC			150,000,000	150,000,000	SUSTAINED
		SUB-TOTAL	16,846,374,000		20,178,329,621	20,428,329,621	INCREASED
D	320101011	ROADS AND SIDINGS					
1		Provision of rail nework in TCIP Port - Construction including Consultancy	97,000,000	-			
2		Expansion & Rehabilitation of TCIP Service Lane	400,000,000	299,120,186	400,000,000	400,000,000	SUSTAINED
3		Rehabilitation of rail network in Port Harcourt Port	200,000,000	124,046,973	150,000,000	150,000,000	SUSTAINED
4		Proposed resurfacing of link roads by overhead bridge to main gate, LPC	200,000,000	144,583,303	200,000,000	200,000,000	SUSTAINED
5		Reconstruction of Access Road to Calabar Port	200,000,000	-	225,000,000	225,000,000	SUSTAINED
6		Rehabilitation of road network & water supply in P.H	200,000,000	-	200,000,000	200,000,000	SUSTAINED
7		Reconstruction of Access Road into Shoreline Logistics Ltd. Terminal, Old Calabar Port, Cross Rivers State			225,000,000	225,000,000	SUSTAINED
8		Reconstruction of Dockyard Road		-	200,000,000	200,000,000	SUSTAINED
9		Rehabilitation of Dockyard store		-	100,000,000	100,000,000	SUSTAINED
10		Reconstruction of common user road Old Port, Delta Port, Warri.		-	350,000,000	350,000,000	SUSTAINED
11		Reconstruction of Segment common user road within PTOL Premises.		-	163,000,000	163,000,000	SUSTAINED
12		Maintenance of Quay Aprons in all the Ports		-	1,500,000,000	1,500,000,000	SUSTAINED
13		Calabar Port Erosion Control Works		-	250,000,000	250,000,000	SUSTAINED
14		Shore erosion control works at Akipelai, Ayokoro Bayelsa State	150,000,000	-			

**NIGERIA PORTS AUTHORITY
2017 CAPITAL EXPENDITURE BUDGET PROPOSAL**

CTRL NO	CODES	CAPITAL PROJECTS	2016 APPROVED BUDGET	2016 ACTUAL PERFORMANCE	2017 BUDGET PROPOSAL	COMMITTEE RECOMM.	REMARKS
		EXPENDITURE DESCRIPTION	=N=	=N=	=N=		
15		Emergency repairs of failed portions of Port access roads (TCIP to LPC)		-	200,000,000	200,000,000	SUSTAINED
		SUB-TOTAL	1,447,000,000	567,750,462	4,163,000,000	4,163,000,000	SUSTAINED
E	320101012	VESSELS					
1		Design, construction & procurement of Tug Boats, for Lagos & P.H (new -2 x60 tons)	4,350,510,000	3,653,000,929	5,033,937,340	5,033,937,340	SUSTAINED
2		Procurement of Tools & Equipment for all Dockyards	147,443,000		173,983,000	173,983,000	SUSTAINED
3		Drydocking & Machinery Overhaul of Tug Boats, Pilot Cutters, Mooring Boats, Floating Dock V and Other Crafts	814,851,000	76,438,032	1,000,550,000	1,000,550,000	SUSTAINED
4		Survey of Lagos Approach for the proposed New Ships Reouteing system and Anchorage	95,500,000		130,000,000	130,000,000	SUSTAINED
5		Maintenance & Support of Command Communication, Control and Intelligence Center (C31) for all ports (including upgrading of signal station)	719,330,000	719,330,000	800,000,000	800,000,000	SUSTAINED
6		Rehabilitation of Light Houses & other aids to navigation in other pilotage districts	150,000,000		100,000,000	100,000,000	SUSTAINED
7		Design, Construction & Procurement of 6 Nos Pilot Cutters for all port locations	414,583,000		4,700,232,366	4,700,232,366	SUSTAINED
8		Supply of 86 nos. of Bouys for all Ports locations			997,600,000	997,600,000	SUSTAINED
9		Procurement of Survey Equipment for S.V. Argungu	180,000,000				
10		Water front security patrol boats (6 nos) at all Port locations.	268,473,000		1,848,230,526	1,848,230,526	SUSTAINED
11		Construction & Commissioning of Fire Fighting Boats (1 no.)	450,000,000				
12		Construction & Commissioning of 2 nos. 17mtr Boats for Offshore Monitoring of Vessels in Eastern Ports	750,000,000		871,891,000	871,891,000	SUSTAINED
13		Establishment of a Repair & Maintenance Workshop at Onne Port	25,000,000		35,000,000	35,000,000	SUSTAINED
14		Procurement of six (6) nos. Mooring Boats at all Port locations.	-		1,049,999,997	1,049,999,997	SUSTAINED
15		Consultancy & Rehabilitation of Floating Dock			100,000,000	100,000,000	SUSTAINED
16		Design & Construction of Utility Boat (6 Nos.)at all Port locations.	-		900,000,002	900,000,002	SUSTAINED

**NIGERIA PORTS AUTHORITY
2017 CAPITAL EXPENDITURE BUDGET PROPOSAL**

CTRL NO	CODES	CAPITAL PROJECTS	2016 APPROVED BUDGET	2016 ACTUAL PERFORMANCE	2017 BUDGET PROPOSAL	COMMITTEE RECOMM.	REMARKS
		EXPENDITURE DESCRIPTION	=N=	=N=	=N=		
17		Rehabilitation of Slipway at Apapa Dockyard	-		250,000,000	250,000,000	SUSTAINED
		Designated NPA Anchorage (Bonny, Calabar and Warri)			300,000,000	300,000,000	SUSTAINED
		SUB-TOTAL	8,365,690,000	4,448,768,961	18,291,424,231	18,291,424,231	SUSTAINED
F	330104020	MOTOR VEHICLES					
1		Tow Trucks (2)	75,000,000				
2		Motor Vehicles (Operational Use)	326,500,000		875,000,000	1,100,000,000	INCREASED
3		Motor Cycles for patrol within the terminals and common user areas (30 nos. at 4nos per Port)			4,800,000	4,800,000	SUSTAINED
4		Construction and Supply of two (2) Fire Fighting Trucks for Tincan & Rivers Port @N150 million each	125,000,000		300,000,000	850,000,000	INCREASED
5		Supply of 7 nos. Command Vehicles	85,000,000		-		
		SUB-TOTAL	1,219,500		1,179,800,000	1,954,800,000	INCREASED
G	330104022	INFORMATION & COMMUNICATION INFRASTRUCTURE					
1		Implementation of Private Telephone Network for all NPA locations & upgrading of support cables infrastructure in all Ports	250,000,000		200,000,000	200,000,000	SUSTAINED
2		Fibre Optic Network to NPA Facilities to Support Broadband Communications	200,000,000				
3		Provision of independent VPN failure/redundant connection for NPA automation Authority wide			250,000,000	250,000,000	SUSTAINED
4		Supply & Installation of UHF Digital Radio Communication System for Eastern and Western Ports	200,000,000		200,000,000	200,000,000	SUSTAINED
5		Expansion of second phase of Command & Control			2,318,000,000	2,318,000,000	SUSTAINED
6		Computerization & ICT Projects	887,326,000	204,610,207	2,907,250,000	2,907,250,000	SUSTAINED
7		Design, Construction & Equipping functional NPA Data Centre	480,000,000		-	-	SUSTAINED
8		ArcGIS - Land Management systems, Nautical solution & Geographical Coordinate Calculator			-	-	SUSTAINED

**NIGERIA PORTS AUTHORITY
2017 CAPITAL EXPENDITURE BUDGET PROPOSAL**

CTRL NO	CODES	CAPITAL PROJECTS	2016 APPROVED BUDGET	2016 ACTUAL PERFORMANCE	2017 BUDGET PROPOSAL	COMMITTEE RECOMM.	REMARKS
		EXPENDITURE DESCRIPTION	=N=	=N=	=N=		
9		Consultancy/Replacement of Installed Galvanized High mast with angular Tower in LPC,TCIPC and Calabar			25,000,000	25,000,000	SUSTAINED
10		Telephone/Intercoms			20,000,000	20,000,000	SUSTAINED
11		Vessel Traffic Service (VTS): Consultancy, Equipment & Establishment in Pilotage Districts (Lagos, Delta, Bonny & Calabar)			600,000,000	600,000,000	SUSTAINED
12		Provision of spare parts for installed PABX in all Ports			25,000,000	25,000,000	SUSTAINED
13		Consultancy services for provision of early warning synchronised electronics fire alarm system in all port locations			15,000,000	15,000,000	SUSTAINED
14		Provision of interactive intellegent delegate conference system in NPA Boardroom in HQ			150,000,000	150,000,000	SUSTAINED
15		Setting up of Telecoms/Radio repairs/maintenance workshop and office tools			25,000,000	25,000,000	SUSTAINED
		Establishment & Installations of Radio/Signal Stations at Ibaka/Ibeno			43,000,000	43,000,000	SUSTAINED
		SUB-TOTAL	2,017,326,000	204,610,207	6,778,250,000	6,778,250,000	SUSTAINED
H	330104024	OFFICE FURNITURE & EQUIPMENT					
1		Office Furniture	450,000,000	5,109,000	950,860,000	950,860,000	SUSTAINED
2		Office Equipment	43,000,000	20,840,786	333,977,660	333,977,660	SUSTAINED
3		Canteen Equipment			16,103,660	41,103,660	INCREASED
4		Medical Equipment	90,823,000		275,852,890	275,852,890	SUSTAINED
5		Management Library	-		44,500,000	44,500,000	SUSTAINED
6		Security Scanning X-ray Equipment	150,000,000		150,000,000	150,000,000	SUSTAINED
7		Letter/Mail Scanners for all locations	8,000,000		8,000,000	8,000,000	SUSTAINED
8		Security Mobile Scanners LPC and PH	450,000,000		400,000,000	400,000,000	SUSTAINED
9		Installation of Intrusion Detector Devices for fences at HQ			50,000,000	50,000,000	SUSTAINED
10		Installation of Computerized Access Control Gates with CCTV in (TCIP, LPC, RIVERS & Onne)	-		700,000,000	700,000,000	SUSTAINED
11		Access Control Systems with Rotating Doors & Metal Detectors			-	-	SUSTAINED

**NIGERIA PORTS AUTHORITY
2017 CAPITAL EXPENDITURE BUDGET PROPOSAL**

CTRL NO	CODES	CAPITAL PROJECTS	2016 APPROVED BUDGET	2016 ACTUAL PERFORMANCE	2017 BUDGET PROPOSAL	COMMITTEE RECOMM.	REMARKS
		EXPENDITURE DESCRIPTION	=N=	=N=	=N=		
12		Radio Communication Equipment			50,000,000	50,000,000	SUSTAINED
13		Bagage Scanners (9Nos.)			247,500,000	247,500,000	SUSTAINED
		SUB-TOTAL	583,823	25,949,786	3,226,794,210	3,251,794,210	INCREASED
1	330104028	ELECTRICITY & LIGHTING					
1		Connection of Onne Port to National Grid (33KVA) from FOT Junction to Main Gate			160,000,000	160,000,000	SUSTAINED
2		Provision and installation of 30m poles security lighting at TCIP & LPC			27,095,000	27,095,000	SUSTAINED
3		Provision and Installation of Solar Security Lighting System at Delta Ports Warri, Onne Port and Kirikiri Phase 1 & 2			250,000,000	250,000,000	SUSTAINED
4		Construction and installation of 11/0.415kv panels with vaccum breakers and Installation of underground cables at Sub-station 2, 4 & 5, Rivers Port, PH			300,000,000	300,000,000	SUSTAINED
5		Headquarters Facilities Maintenance			100,000,000	100,000,000	SUSTAINED
6		Provision & Installation of Solar Lighting Systems at Koko Port, Delta State	150,000,000				
7		Provision of Solar street security lighting along access road from FOT junction to FOT main gate.	35,000,000		50,000,000	50,000,000	SUSTAINED
8		Construction and installation of 11/0.415kv panels with vaccum breakers at Sub-station 6 & 7, Rivers Port, PH	250,000,000		250,000,000	250,000,000	SUSTAINED
9		Supply & installation of 7 Nos. 11/0.415KV Panels with vaccum breakers at Main Power Station & Replacement of 3x240mm ² HT cable from ENL workshop to Sub-station 6 in LPC	70,000,000		45,000,000	45,000,000	SUSTAINED
10		Reactivation of Electrical Installation & Security Lights at Okrika Jetty, PH	35,000,000		25,000,000	25,000,000	SUSTAINED
11		Upgrading of Power Supply Cable/Panel from Sub-station C to Control Tower Delta State	30,000,000		35,000,000	35,000,000	SUSTAINED
12		Provision & Installation of High Tension testing equipment at Western/Eastern Ports	70,000,000		70,000,000	70,000,000	SUSTAINED
13		Provision/installation of 18m poles security lighting at new truck terminal, KLT	30,000,000		70,000,000	70,000,000	SUSTAINED

**NIGERIA PORTS AUTHORITY
2017 CAPITAL EXPENDITURE BUDGET PROPOSAL**

CTRL NO	CODES	CAPITAL PROJECTS	2016 APPROVED BUDGET	2016 ACTUAL PERFORMANCE	2017 BUDGET PROPOSAL	COMMITTEE RECOMM.	REMARKS
		EXPENDITURE DESCRIPTION	=N=	=N=	=N=		
14		Replacement and rerouting of faulty section of HT cable between sub-station A & B on ring 1 of HT network	30,000,000				
15		Restoration of power supply from ABTL to sub-station B (Dockyard) (i.e. restoration of power supply and complete reactivation of 18 mtrs high mast security lighting at Dockyard)	30,000,000				
16		Upgrading of Power Supply System from Sub-Station 2 to Admin. Building at LPC	30,000,000		30,000,000	30,000,000	SUSTAINED
17		Replacement of faulty 120mm ² X 4 core PV/SWA armoured cable from Sub-station 12 to Control Tower	30,000,000		21,000,000	21,000,000	SUSTAINED
18		Upgrading of Power Supply System from Main Power Station to Water Treatment at LPC	10,000,000				
19		Reactivation of High Mast Security Light at common user areas between Main Gate & Quays Customs Offices at Calabar	20,000,000	1,236,650			
20		Reactivation of High Mast Security Light at common user areas in Rivers Port	20,000,000	13,461,000			
21		Provision & installation of solar lighting systems from bridge to Port Main gate at Rivers Port	32,066,000	32,066,000			
22		Provision of 11KV dedicated Electricity supply and security lighting in NPA Sports ground in Bode Thomas			30,000,000	30,000,000	SUSTAINED
23		Proposed Construction of 33KV gantry Protection system at Injection Station FLT Onne Port			40,000,000	40,000,000	SUSTAINED
24		Low Voltage (Gen set) supply from Power house to Sub -stations 1 - 5 at Calabar Port			35,000,000	35,000,000	SUSTAINED
25		Construction of 2nos 11/0.415KV Sub-stations at FOT, Onne			180,000,000	180,000,000	SUSTAINED
26		Complete Rehabilitation of 30M and 12M security lighting poles at Delta Port Warri			40,000,000	40,000,000	SUSTAINED
27		Reactivation of HT XLPE cable cable from Sub-station A & B at Tin Can Island Port, Apapa			40,000,000	40,000,000	SUSTAINED

**NIGERIA PORTS AUTHORITY
2017 CAPITAL EXPENDITURE BUDGET PROPOSAL**

CTRL NO	CODES	CAPITAL PROJECTS	2016 APPROVED BUDGET	2016 ACTUAL PERFORMANCE	2017 BUDGET PROPOSAL	COMMITTEE RECOMM.	REMARKS
		EXPENDITURE DESCRIPTION	=N=	=N=	=N=		
28		Replacement of 11KV panels with vaccum breakers and Low Tension panels at Power House, Sub-stations A, B & C, Delta Port Warri			120,000,000	120,000,000	SUSTAINED
29		Rehabilitation of Electrical Installations at Police Station and Custom Enforcement at Delta Port, Warri			40,000,000	40,000,000	SUSTAINED
30		Complete replacement of obsolete 11KV panels at Sub- station 1 , 4 & 5 at Calabar Port			120,000,000	120,000,000	SUSTAINED
31		Construction of car park for offices behind airaine Building, eastern Ports Headquarters, P/Harcourt			129,000,000	129,000,000	SUSTAINED
32		Provide and Install High Tension Testing Equipment in Delta & Calabar Ports Inclusive of Pre-shipment Inspection			90,000,000	90,000,000	SUSTAINED
33		Provision and Installation of solar security lighting system from Port Main Gate entrance, Clinic and offices at Sapele Port, Delta state	75,000,000				
34		Complete Rehabilitation of Electrical Power supply lighting systems at Port Administrative building, Warri	25,000,000		63,000,000	63,000,000	SUSTAINED
35		Onne Port Electrical Facilities Maintenance			15,000,000	15,000,000	SUSTAINED
		SUB-TOTAL	972,066,000	46,763,650	2,375,095,000	2,375,095,000	SUSTAINED
J	330104017	PLANT & MACHINERY					
1		Fire Service Equipment	228,575,000	153,050,999	0	100,000,000	INSERTED
2		HSE equipment	200,000,000	18,962,750	-	150,000,000	INSERTED
3		Stanby Generators in all Ports			120,000,000	120,000,000	SUSTAINED
		SUB-TOTAL	428,575,000	172,013,749	120,000,000	370,000,000	INCREASED
K	320102002	CAPITAL DREDGING					
1		Consultancy Services for the Dredging of Escravos-Warri-Koko-Aladja Channel	100,000,000	82,497,011	100,000,000	250,000,000	INCREASED
2		Lagos Channel Management (Dredging Activities)	15,308,130,000	9,034,005,500	21,876,855,994	21,876,855,994	SUSTAINED
3		Calabar Channel - Dredging & Other associated costs	1,901,364,000		9,600,000,000	9,600,000,000	SUSTAINED

**NIGERIA PORTS AUTHORITY
2017 CAPITAL EXPENDITURE BUDGET PROPOSAL**

CTRL NO	CODES	CAPITAL PROJECTS	2016 APPROVED BUDGET	2016 ACTUAL PERFORMANCE	2017 BUDGET PROPOSAL	COMMITTEE RECOMM.	REMARKS
		EXPENDITURE DESCRIPTION	=N=	=N=	=N=		
4		Bonny Channel (Dredging & Wreck Removal)	16,418,253,000	14,722,692,164	22,312,814,545	22,312,814,545	SUSTAINED
5		Hydrographic Hardware/Software (Quins & Hypack) with Operating License for 5 years	50,000,000	9,027,900			
6		Benchmark/Datum Establishment (Primary & Secondary)	20,000,000				
7		Lagos Channel Management - wreck survey & removal in Lagos pilotage District	1,000,000,000		1,500,000,000	1,500,000,000	SUSTAINED
8		Port Development & Expansion - Onne	10,000,000,000	10,000,000,000	37,643,795,475	41,943,795,475	INCREASED
9		Rehabilitation of Bullnose 1, 2, & 3 - Apapa	1,053,000,000		1,050,000,000	1,050,000,000	SUSTAINED
10		Magnetometer survey ,Sidescan survey and Dredging of Kirikiri-Abacha Creek			1,570,750,000	1,570,750,000	SUSTAINED
		SUB-TOTAL	45,850,747,000	33,848,222,575	95,654,216,014	100,104,216,014	INCREASED
L		OTHERS					
1	220101044	Corporate Social Responsibility	2,650,000,000	286,412,628	2,590,000,000	2,590,000,000	SUSTAINED
		SUB-TOTAL	2,650,000,000	286,412,628	2,590,000,000	2,590,000,000	SUSTAINED
		GRAND TOTAL	83,091,101,000	39,897,805,533	165,900,283,077	174,110,283,076	INCREASED

**NIGERIAN MARITIME ADMINISTRATION AND SAFETY
AGENCY (NIMASA)**

2017 BUDGET PROPOSAL

NIGERIAN MARITIME ADMINISTRATION AND SAFETY AGENCY

S/N	DETAILS	2016 BUDGET APPROVED =N=	2016 ACTUAL PERFORMANCE =N=	2017 BUDGET PROPOSAL =N=	COMMITTEE RECOMM.	REMARKS
	EXCHANGE			N305:\$1		
	INCOME					
	Revenue Reserve B/F	983,973,115.45	983,973,115.45			
1	3% Levy on Freight Income	68,556,000,000.00	42,453,206,188.29	82,350,000,000.00	82,350,000,000.00	SUSTAINED
2	Rental Income	198,800,000.00	35,892,375.00	301,656,120.50	301,656,120.50	SUSTAINED
3	Maritime Safety Fees	586,000,900.00	470,471,568.08	546,000,900.00	546,000,900.00	SUSTAINED
4	Marine Environment Management	2,072,000,000.00	1,298,880,231.34	2,773,800,000.00	2,773,800,000.00	SUSTAINED
5	Sea Protection Levy	17,040,000,000.00	9,757,438,689.03	14,970,000,000.00	14,970,000,000.00	SUSTAINED
6	MARITIME LABOUR SERVICES	311,476,277.34	98,707,494.44	343,358,553.37	343,358,553.37	SUSTAINED
7	ISPS FEES & SUNDRY INCOME	2,555,000,000.00	41,100,000.00	74,000,000.00	74,000,000.00	SUSTAINED
8A	Other Income	904,928,584.09	276,432,359.98	904,928,584.09	904,928,584.09	SUSTAINED
8B	DEBT RECOVERED FROM PAST OPERATIONS			30,500,000,000.00	30,500,000,000.00	SUSTAINED
9A	LESS: PROJECTED SHARE OF 50% OF EXCESS REVENUE OVER BENCHMARK FOR PPP CONCESSIONIARE	(5,721,468,797.78)	-			
9B	PENSION FUND CONTRIBUTION	-	-	(3,965,000,000.00)	(3,965,000,000.00)	SUSTAINED
10	CABOTAGE INCOME	10,912,771,287.04	4,316,887,515.24	8,286,479,208.00	8,286,479,208.00	SUSTAINED
11	LESS: PROJECTED SHARE OF REVENUE OVER BENCHMARK (PROJECTED PAYMENT FOR LEASING OF PLATFORM FOR ENFORCEMENT AND MONITORING.)	(3,759,987,330.23)	(3,759,987,330.23)			
12	Less: Cabotage Vessel Finance Fund + Interest	(6,152,783,956.81)	4,316,887,515.24	(7,286,479,208.00)	(7,286,479,208.00)	SUSTAINED
13	BEING COST OF CABOTAGE COLLECTION RECOVERED	-	-	(1,000,000,000.00)	(1,000,000,000.00)	SUSTAINED
15	SUB-TOTAL	87,486,710,079.10	55,416,102,021.24	128,798,744,157.96	128,798,744,157.96	SUSTAINED
16	TRANSFAR FROM MARITIME FUND ACCRUD DURING THE YEAR AND CABOTAGE EXPENSES RECOVERED	-		31,262,870,039.21	33,158,588,288.22	INCREASED
17	GRAND TOTAL	87,486,710,079.10		160,061,614,197.17	161,957,332,446.18	INCREASED
	Exchange rate: N197 : \$1	4,364,000.00				
	EXPENDITURE					
1	GROUP LIFE ASSURANCE		-	20,981,634,812.67	20,981,634,812.67	SUSTAINED
2	Overhead Expenditure	12,219,691,007.71	5,829,317,487.32	17,171,055,644.02	17,789,049,644.02	INCREASED
3	Capital Expenditure					
	a) Funded from revenue	8,372,653,558.65	4,787,007,238.61	12,552,791,022.60	14,602,791,022.60	INCREASED
	b) Funded from Accrued Maritime Fund		1,681,536,446.15	37,659,390,700.00	53,844,390,700.00	INCREASED
4	MANDATORY FUNDS					
	a) Maritime Fund	22,251,339,100.00	-	32,199,686,039.49	32,199,686,039.49	SUSTAINED

NIGERIAN MARITIME ADMINISTRATION AND SAFETY AGENCY

S/N	DETAILS	2016 BUDGET APPROVED =N=	2016 ACTUAL PERFORMANCE =N=	2017 BUDGET PROPOSAL =N=	COMMITTEE RECOMM.	REMARKS
	EXCHANGE			N305:\$1		
	INCOME					
	b) 5% Contribution to Maritime Academy of Nigeria	4,374,335,503.96	383,533,490.48	6,439,937,207.90	6,439,937,207.90	SUSTAINED
5	Contribution to Consolidated Revenue Fund(CRF): Direct Transfer to CRF	21,871,677,519.78	21,974,869,860.63	32,199,686,039.49	16,099,843,019.50	DECREASED
6	REVENUE RESERVE	472,464,490.77	3,567,200,352.08	857,432,731.00	-	REMOVED
	TOTAL	87,486,710,079.10	87,486,710,079.10	160,061,614,197.17	161,957,332,446.18	INCREASED

NIGERIAN MARITIME ADMINISTRATON AND SAFETY AGENCY

S/N	RECURRENT EXPENDITURE SUBHEAD	2016 BUDGET APPROVED =N=	2016 ACTUAL PERFORMANCE =N=	2017 BUDGET PROPOSAL =N=	COMMITTEE RECOMM.	REMARKS.
R-1	TRANSPORT AND TRAVELLING (LOCAL)					
A	Local Transport & Travelling : Transport & Logistics for Staff, Board Members, etc.	161,460,000.00	161,437,984.00	220,000,000.00	220,000,000.00	SUSTAINED
B	Projects monitoring and evaluation to ensure that projects are executed according to the specifications of the contract and for the purpose of quality assurance. (PRDMS, FSD, AUDIT, GEN.SERVICES & USER DEPT)	30,050,000.00	29,698,659.00	50,000,000.00	50,000,000.00	SUSTAINED
C	International Conference & Meeting	-	-	100,000,000.00	100,000,000.00	SUSTAINED
R-2	UTILITY SERVICES: Electricity Bills, Water Rates, Coureir Services, Telephones Services, etc	60,000,000.00	25,217,845.81	60,000,000.00	50,000,000.00	DECREASED
R-3	PRINTING & STATIONERY					
A	OFFICE STATIONARIES AND CONSUMABLES	46,290,000.00	33,030,266.50	30,000,000.00	30,000,000.00	SUSTAINED
B	Printing of Admin & Operational Documents	2,250,000.00	2,233,990.00	40,000,000.00	40,000,000.00	SUSTAINED
C	Production of ID Cards/Access Control Cards	-	-	2,000,000.00	10,000,000.00	INCREASED
R-4	MAINTENANCE OF FURNITURE & EQUIPMENT					
A	REPAIRS AND SERVICING OF FURNITURE (HQ & NMRDC)	2,250,000.00	2,250,000.00	5,000,000.00	5,000,000.00	SUSTAINED
B	PURCHASE OF PRINTERS/PHOTOCOPIERS TONER, DEVELOPERS AND I.T ACCESSORIES	115,400,000.00	23,858,738.00	80,000,000.00	80,000,000.00	SUSTAINED
C	REPAIRS AND SERVICING OF OFFICE MACHINES	-	-	50,000,000.00	50,000,000.00	INSERTED
R-5	PENSION FUND CONTRIBUTION					
A	FGN 10% PENSION CONTRIBUTION	1,587,054,911.20	696,158,208.64	960,000,000.00	960,000,000.00	SUSTAINED
B	Pension Payment for Existing Pensioners	529,131,043.20	194,895,742.09	212,200,000.00	212,200,000.00	SUSTAINED
C	Pension Arrears for retirees and qualified serving staff	662,767,995.12	512,301,102.74	100,000,000.00	100,000,000.00	SUSTAINED
D	Pensioners Verification exercise and administrative Expenses	-	-	15,000,000.00	15,000,000.00	SUSTAINED
R-6	RENT FOR OFFICES at various locations	99,560,000.00	84,024,790.48	187,296,000.00	187,296,000.00	SUSTAINED
R-7	PROFESSIONAL DUES & SUBSCRIPTIONS					
A	Health & Social Club Subscription	30,000,000.00	3,688,852.96	30,000,000.00	20,000,000.00	DECREASED
B	Professional & Association dues	4,364,000.00	4,280,000.00	30,000,000.00	30,000,000.00	SUSTAINED
R-8	INSURANCE (ADMIN)					
A	GROUP LIFE ASSURANCE	60,000,095.40	49,998,650.00	50,000,000.00	50,000,000.00	SUSTAINED
B	EMPLOYEE COMPENSATION SCHEME AT 1% OF ALL STAFF ANNUAL EMMOLUMENT	120,000,089.04	-	120,000,089.04	120,000,089.04	SUSTAINED
C	GROUP PERSONAL ACCIDENT (GPA)	52,000,010.54	27,500,000.00	30,000,000.00	30,000,000.00	SUSTAINED
D	MOTOR VEHICLE INSURANCE	32,000,000.24	19,000,000.00	36,750,000.00	36,750,000.00	SUSTAINED
E	INDUSTRIAL ALL RISK INSURANCE (BUILDING AND CONTENTS THEREIN	50,000,000.00	45,037,265.79	52,500,000.00	52,500,000.00	SUSTAINED

NIGERIAN MARITIME ADMINISTRATOR AND SAFETY AGENCY

S/N	RECURRENT EXPENDITURE SUBHEAD	2016 BUDGET APPROVED =N=	2016 ACTUAL PERFORMANCE =N=	2017 BUDGET PROPOSAL =N=	COMMITTEE RECOMM.	REMARKS.
F	MARINE HULL (2 SCAVENGER BOATS)	3,931,615.00	3,931,615.00	-	-	
G	MARINE HULL (4 PATROL VESSELS)	29,746,410.97	29,746,410.97	30,000,000.00	30,000,000.00	SUSTAINED
R-9	OFFICE GENERAL EXPENSES (ALL DEPTS)					
A	Office Cleaning	68,218,800	68,201,000.00	138,411,000.00	138,411,000.00	SUSTAINED
B	Office Fumigation	29,800,000.00	29,762,391.75	30,000,000.00	30,000,000.00	SUSTAINED
C	Waste/Sewage Removal	12,300,000.00	5,976,666.68	25,000,000.00	25,000,000.00	SUSTAINED
D	Operational Contingency	54,000,000.00	53,950,724.80	50,000,000.00	50,000,000.00	SUSTAINED
E	Newspaper and Periodicals	12,000,000.00	11,122,348.00	10,000,000.00	10,000,000.00	SUSTAINED
F	Entertainment and hospitality for meetings	-	-	30,000,000.00	30,000,000.00	SUSTAINED
R-10	TRAINING AND STAFF DEVELOPMENT (LOCAL)					
A	Local Transport & Travelling : Staff Claims for training of Staff on GL 03 - CEO	221,457,502.00	12,698,000.00	260,962,500.00	200,962,500.00	DECREASED
B	Local Training (Short Term): Local Training (Capacity Building / Skill Development)	117,510,000.00	-	117,510,000.00	100,000,000.00	DECREASED
C	Local Training (Long Term): Capacity Building / Skill Development	24,000,000.00	-	24,000,000.00	24,000,000.00	SUSTAINED
D	Induction Programme for newly employed staff / Training Evaluation & Followup	10,800,000.00	-	50,000,000.00	50,000,000.00	SUSTAINED
R-11	TRAINING & STAFF DEVELOPMENT (OVERSEAS): International Training (Short & Long Terms) for different categories of Staff	670,774,222.00	40,351,907.26	600,000,000.00	500,000,000.00	DECREASED
R-12	SPECIALISED TRAINING					
A	SPECIALISED BUDGET TRAINING ON ZERO BASED BUDGETING (ZBB)	7,450,000.00	-	10,000,000.00	10,000,000.00	SUSTAINED
B	Mandatory Continuous Professional Training and Annual Professional Conferences (ICAN, ANAN, CITN, NIM, COREN, NCS, CIS, CPN, ILT, NIPR etc)	47,150,000.00	41,375,350.00	80,000,000.00	80,000,000.00	SUSTAINED
C	Specialised Audit Training: Capacity Building to Enhance Efficiency of Audit Staff	11,033,379.00	-	11,033,379.00	11,033,379.00	SUSTAINED
D	Mandatory ISPS Code Training	14,800,000.00	-	14,800,000.00	14,800,000.00	SUSTAINED
E	Specialized training for PRDMS Officers to ensure staff performance on the job	15,000,000.00	1,832,000.00	15,000,000.00	15,000,000.00	SUSTAINED
F	Cabotage specialised training	5,100,000.00	-	5,100,000.00	5,100,000.00	SUSTAINED
G	Mandatory MSSSD/MLS Training	11,645,000.00	-	11,645,000.00	11,645,000.00	SUSTAINED
H	Mandatory Continuing Legal Education (CLE) for Legal officers	10,000,000.00	8,792,450.00	10,000,000.00	10,000,000.00	SUSTAINED
I	Mandatory Specialized Professional Training (Protocol)	6,900,000.00	-	6,900,000.00	6,900,000.00	SUSTAINED
J	Mandatory MEM training	14,981,700.00	-	14,981,700.00	14,981,700.00	SUSTAINED

NIGERIAN MARITIME ADMINISTRATOR AND SAFETY AGENCY

S/N	RECURRENT EXPENDITURE SUBHEAD	2016 BUDGET APPROVED =N=	2016 ACTUAL PERFORMANCE =N=	2017 BUDGET PROPOSAL =N=	COMMITTEE RECOMM.	REMARKS.
K	DG/CEO'S Specialized Training	20,000,000	4,623,569.00	20,000,000.00	20,000,000.00	SUSTAINED
L	IP3 Specialised training for PPP, Planning, Finance and Legal Officers managing the PPP transaction.	-	-	20,000,000.00	20,000,000.00	SUSTAINED
M	Specilised training for Public Relation Officers	-	-	9,000,000.00	9,000,000.00	SUSTAINED
N	Special TSA training for Finance	-	-	2,200,000.00	2,200,000.00	SUSTAINED
O	Specialized ICT certification and Professional training for ICT Unit.	-	-	15,000,000.00	15,000,000.00	SUSTAINED
P	Executive Management ICT awareness Training	-	-	20,000,000.00	20,000,000.00	SUSTAINED
R-13	INDUSTRY & OTHER STAKEHOLDERS CAPACITY BUILDING					
A	Retreat Programme for Management Staff and Board Members	17,600,000.00	7,427,285.72	30,000,000.00	30,000,000.00	SUSTAINED
B	Annual National council on transport: provision covers NIMASA's contribution towards hosting of the event by all MDA's in the Transport sector	5,300,000.00	400,000.00	6,000,000.00	6,000,000.00	SUSTAINED
C	Other industry stakeholders engagements (WISTA, Ship Owners, Terminal Operator, IOCs, Maritime labour union etc.	-	-	50,000,000.00	50,000,000.00	SUSTAINED
D	Management Consultancy for Implementation of Restructuring plan.	-	-	50,000,000.00	50,000,000.00	SUSTAINED
E	Retreat and workshop for National Assembly Committee on Marine Transport	-	-	39,006,000.00	150,000,000.00	INCREASED
R-14	EXPENSES ON LONDON OFFICE: Maintenance of London Property	83,055,000.00	1,472,562.00	83,055,000.00	83,055,000.00	SUSTAINED
R-15	STAFF WELFARE PACKAGES					
A	Staff Canteen	184,868,000.00	-	184,580,000.00	184,580,000.00	SUSTAINED
B	Staff Social Support	30,000,000.00	29,922,374.00	35,000,000.00	35,000,000.00	SUSTAINED
C	Compassionate Assistance to Staff	10,000,000.00	6,527,941.00	15,000,000.00	15,000,000.00	SUSTAINED
D	Pensioners & Ex-Staff Welfare	5,000,000.00	-	5,000,000.00	5,000,000.00	SUSTAINED
E	Staff Exit Entitlement (Gratuity)	9,990,000.00	-	100,000,000.00	100,000,000.00	SUSTAINED
F	Long Service/Merit Awards	100,000,000.00	300,000.00	200,000,000.00	200,000,000.00	SUSTAINED
G	Senior staff Health Club	70,000,000.00	70,000,000.00	120,000,000.00	120,000,000.00	SUSTAINED
H	Shift/extra Duty Allowance	21,600,000.00	1,485,000.00	25,000,000.00	25,000,000.00	SUSTAINED
I	Directors' Passage Allowance	66,980,000.00	20,803,200.00	66,980,000.00	66,980,000.00	SUSTAINED
J	Social Benefits	280,800,000.00	248,249,006.57	280,800,000.00	280,800,000.00	SUSTAINED
K	Death Benefits: Payment of death benefits to next-of-kin of the deceased	127,392,905.00	19,341,314.93	100,000,000.00	100,000,000.00	SUSTAINED
L	Suply of food Stuff / Catering Materials (NSTC)	50,000,000.00	5,688,750.00	50,000,000.00	50,000,000.00	SUSTAINED

NIGERIAN MARITIME ADMINISTRATOR AND SAFETY AGENCY

S/N	RECURRENT EXPENDITURE SUBHEAD	2016 BUDGET APPROVED =N=	2016 ACTUAL PERFORMANCE =N=	2017 BUDGET PROPOSAL =N=	COMMITTEE RECOMM.	REMARKS.
M	Foreign Service Allowance	48,089,296.00	-	48,089,296.00	25,744,495.00	DECREASED
N	Transfer Allowance	100,000,000.00	19,396,578.30	200,000,000.00	200,000,000.00	SUSTAINED
R-16	MAINTENANCE OF OPERATIONAL MOTOR VEHICLES & SPARES					
A	Fueling of NIMASA official vehicles	83,856,000.00	78,343,837.50	127,784,000.00	127,784,000.00	SUSTAINED
B	Quarterly Maintenance Allowance of official vehicles	17,440,000.00	12,790,000.00	24,416,000.00	24,416,000.00	SUSTAINED
C	Tyres for Vehicles	3,050,000.00	1,904,837.50	3,000,000.00	35,000,000.00	INCREASED
D	Vehicle Accessories	1,400,000.00	-	1,400,000.00	1,400,000.00	SUSTAINED
E	General Repairs & Maintenance Allowance	13,000,000.00	6,822,600.00	40,000,000.00	40,000,000.00	SUSTAINED
F	Refurbishment of vehicles	-	-	30,000,000.00	30,000,000.00	SUSTAINED
G	Pilot Scheme On Outsourcing of utility Buses	-	-	45,000,000.00	45,000,000.00	SUSTAINED
R-17	MAINTENANCE OF HEAD OFFICE, PORT, ZONAL AND ABUJA OFFICE BUILDINGS					
A	Maintenance OF MRCC Center Kirikiri Lagos	12,000,000.00	11,900,775.00	30,000,000.00	40,000,000.00	INCREASED
B	Maintenance OF NIMASA SAR BASE CLINIC & SAR Centers AT BONNY, ORON & ESCAVOS	6,000,000.00	5,987,180.00	10,000,000.00	10,000,000.00	SUSTAINED
C	Maintenance OF NIMASA HEAD OFFICE BUILDING	50,000,000.00	49,936,096.85	50,000,000.00	100,000,000.00	INCREASED
D	Maintenance OF NIMASA PORT OFFICES	12,000,000.00	11,959,680.00	12,000,000.00	12,000,000.00	SUSTAINED
E	Maintenance OF NIMASA ZONAL OFFICES	12,000,000.00	11,631,286.75	40,000,000.00	70,000,000.00	DECREASED
F	Facility Management fee for NIMASA facilities(Dipcharima house etc.)	-	-	50,000,000.00	60,000,000.00	INCREASED
R-18	IMPLEMENTATION OF NIMASA SECURITY ACTION PLAN					
A	CONTRACT SECURITY SERVICES	95,646,000.00	83,148,214.00	110,000,000.00	110,000,000.00	SUSTAINED
B	ARMED SECURITY SERVICES	19,860,120.00	19,145,000.00	25,000,000.00	25,000,000.00	SUSTAINED
C	Traffic Management Services	1,920,000.00	-	5,000,000.00	5,000,000.00	SUSTAINED
D	INTER-AGENCY COLLABORATION/MEETINGS: SECURITY MEETINGS- INTELLIGENCE GATHERING MEETINGS	7,500,000.00	-	7,500,000.00	7,500,000.00	SUSTAINED
R-19	HEALTH, SAFETY, & ENVIRONMENT (HSE), UNIFORM AND PROTECTIVE CLOTHING	25,500,625.00	-	-	-	-
A	Uniforms	-	1,089,952.50	30,000,000.00	30,000,000.00	SUSTAINED
B	Personnel Protective Equipments	-	-	57,900,000.00	57,900,000.00	SUSTAINED
C	HSE Related expenses	-	-	20,000,000.00	20,000,000.00	SUSTAINED
R-20	MAINTENANCE AND OPERATION OF GENERATING SETS					

NIGERIAN MARITIME ADMINISTRATON AND SAFETY AGENCY

S/N	RECURRENT EXPENDITURE SUBHEAD	2016 BUDGET APPROVED =N=	2016 ACTUAL PERFORMANCE =N=	2017 BUDGET PROPOSAL =N=	COMMITTEE RECOMM.	REMARKS.
A	Fuelling and lubrication of Generating set.	350,000,000.00	349,569,996.29	350,000,000.00	500,000,000.00	INCREASED
B	Mtce, Repairs & General Servicing	16,426,500.00	13,642,484.90	50,000,000.00	50,000,000.00	SUSTAINED
R-21	Allowances of NYSC , Industrial Trainees & medical interns	15,600,000.00	15,575,153.18	16,200,000.00	16,200,000.00	SUSTAINED
R-22	Payment for Lease of Vehicles	199,133,575.00	-	597,400,722.98	597,400,722.98	SUSTAINED
R-23	GOVERNMENT TAXES: Land Use Charges	24,069,820.00	4,292,201.85	20,000,000.00	20,000,000.00	SUSTAINED
R-24	OPERATIONAL EXPENSES/IMPREST	273,252,000.00	217,569,716.64	340,000,000.00	340,000,000.00	SUSTAINED
R-25	Home Ownership Grant	500,000,000.00	-	1,000,000,000.00	700,000,000.00	DECREASED
R-26	VEHICLE LOAN AND VEHICLE REFURBISHING LOAN.	200,000,000.00	200,000,000.00	200,000,000.00	200,000,000.00	SUSTAINED
R-27	HOUSING LOAN	500,000,000.00	500,000,000.00	1,000,000,000.00	1,000,000,000.00	SUSTAINED
R-28	ADVERT & CORPORATE PROMOTION (PR)					
A	Placement of Advert in Print and Electronic Media	7,200,000.00	6,998,235.83	20,000,000.00	20,000,000.00	SUSTAINED
B	Voyage Magazine	11,000,000.00	4,368,000.00	10,000,000.00	10,000,000.00	SUSTAINED
C	PRESS BRIEFING	6,600,000.00	6,580,000.00	30,000,000.00	30,000,000.00	SUSTAINED
D	MEDIA RELATION CONSULTANCY	17,200,000.00	17,060,000.00	150,000,000.00	150,000,000.00	SUSTAINED
E	COMMUNITY RELATIONS	10,944,000.00	10,861,850.00	30,000,000.00	50,000,000.00	INCREASED
F	Corporate Social Responsibility	56,816,000.00	56,661,266.00	50,000,000.00	50,000,000.00	SUSTAINED
G	World Seafarers Day/World Maritime Day/National Maritime Essay Comp.	20,000,000.00	8,331,325.00	20,000,000.00	40,000,000.00	INCREASED
H	Sponsorship of TV and Radio programme	56,000,000.00	43,791,250.00	130,000,000.00	130,000,000.00	SUSTAINED
I	Exhibition and Trade Fairs	25,060,000.00	12,775,500.00	25,000,000.00	25,000,000.00	SUSTAINED
J	Outdoor Media Concepts Design 7 Billboards/sinages placement at HQ & Zones	-	-	27,200,000.00	27,200,000.00	SUSTAINED
K	Marine Notices	-	-	9,000,000.00	9,000,000.00	SUSTAINED
L	Brand Orientation Drill for select ambassadors.	-	-	5,000,000.00	5,000,000.00	SUSTAINED
M	Media engagement and end of year Media Parleys	-	-	4,000,000.00	4,000,000.00	SUSTAINED

NIGERIAN MARITIME ADMINISTRATOR AND SAFETY AGENCY						
S/N	RECURRENT EXPENDITURE SUBHEAD	2016 BUDGET APPROVED =N=	2016 ACTUAL PERFORMANCE =N=	2017 BUDGET PROPOSAL =N=	COMMITTEE RECOMM.	REMARKS.
N	Hosting of African Maritime Events 1. African day of seas & Ocean 2. International Maritime Day	-	-	75,000,000.00	75,000,000.00	SUSTAINED
O	MEETING OF AFRICAN HEADS OF MARITIME AGENCIES AND SPECIALIZED IMO IN-COUNTRY TRAINING	-	-	100,000,000.00	210,000,000.00	INCREASED
P	REBRANDING OF NIMASA AND RELATED EXPENSES	-	-	50,000,000.00	100,000,000.00	INCREASED
R-29	LEGAL & PROFESSIONAL FEES (LEGAL / FINANCE)					
A	Existing and Fresh Litigations	100,000,000.00	45,062,700.00	50,000,000.00	50,000,000.00	SUSTAINED
B	Judgement Debt	100,000,000.00	15,000.00	100,000,000.00	140,000,000.00	INCREASED
C	Legal Documentations: (Legal Consultancy, Drafting, Perfection of Titles of the Agency's Landed properties & vetting/confirmation of bank guarantee, & legal search at CAC)	70,200,000.00	-	24,980,000.00	24,980,000.00	SUSTAINED
D	ADR (Alternative Dispute Resolution) Expenses	10,000,000.00	-	5,000,000.00	5,000,000.00	SUSTAINED
E	International Travels & Transport : Others (Statutory Conferences & Meetings & Others)	5,697,170.00	5,096,717.00	40,000,000.00	40,000,000.00	SUSTAINED
F	Professional/Book Allowance for Lawyers: Annual professional allowance applicable to all lawyers in the MDA's	6,800,000.00	480,000.00	20,100,000.00	20,100,000.00	SUSTAINED
G	Maritime Judges Workshop: 7th Strategic Admiralty Judges Seminar	25,000,000.00	-	27,000,000.00	27,000,000.00	SUSTAINED
H	Ratification of IMO Conventions : Engagement of consultants, preparation of draft documents, Ministerial standing Committee secretariat expenses.	17,000,000.00	-	17,584,500.00	37,584,500.00	INCREASED
I	Domestication of ratified conventions: Advocacy and engagement with the national Assembly.	21,092,000.00	-	31,661,000.00	51,661,000.00	INCREASED
J	Drafting of Regulations made pursuant to Merchant Shipping and NIMASA act 2007	4,000,000.00	-	50,333,500.00	50,333,500.00	SUSTAINED
K	Review of existing Maritime Acts. 1. NIMASA 2007 ACTS 2. MERCHANT SHIPPING ACT 2007 3. Cabotage Act 2003	-	-	100,000,000.00	80,000,000.00	DECREASED
L	Review of Existing NIMASA & MSA Regulations	-	-	9,488,000.00	9,488,000.00	SUSTAINED
M	Production of shipping Company registration documents.	-	-	4,290,000.00	4,290,000.00	SUSTAINED
N	Anti-Corruption Unit (ACTU) Expenses	-	-	15,000,000.00	15,000,000.00	SUSTAINED
R-30	BOARD / COMMITTEE OPERATIONAL EXPENSES (LEGAL)					

NIGERIAN MARITIME ADMINISTRATOR AND SAFETY AGENCY

S/N	RECURRENT EXPENDITURE SUBHEAD	2016 BUDGET APPROVED =N=	2016 ACTUAL PERFORMANCE =N=	2017 BUDGET PROPOSAL =N=	COMMITTEE RECOMM.	REMARKS.
A	Board Travels and Tours (Local)	10,000,000.00	9,778,500.00	34,300,000.00	34,300,000.00	SUSTAINED
B	Board Travels and Tours (Foreign)	10,901,000.00	-	126,953,552.00	126,953,552.00	SUSTAINED
C	Board Sitting Allowances	23,000,000.00	18,714,971.25	15,000,000.00	15,000,000.00	SUSTAINED
D	Board Secretariat Expenses	14,040,000.00	4,237,500.00	27,207,024.00	27,207,024.00	SUSTAINED
E	Board Passage Allowance	49,190,900.00	49,190,900.00	95,135,700.00	95,135,700.00	SUSTAINED
F	Board Retreat	15,000,000.00	14,750,000.00	22,716,000.00	22,716,000.00	SUSTAINED
G	Board Capacity Building Programme	-	-	23,176,000.00	23,176,000.00	SUSTAINED
R-31	MARITIME HEALTH SERVICES/HIV & AIDS SENSITIZATION PROGRAM (ADMIN)					
A	Search and Rescue Operation : Pre-packed Drugs and Medicaments and sar Emergency carrier Bags; SAR drills and simulation programs and emergency referrals.	20,000,000.00	1,194,511.50	34,000,000.00	24,000,000.00	DECREASED
B	Medical Laboratory/X-Ray Reagents etc.	5,000,000.00	2,179,959.60	5,000,000.00	5,000,000.00	SUSTAINED
C	Procurement of Physico-chemical analytical test kits (hand held test kits)	12,000,000.00	-	12,000,000.00	12,000,000.00	SUSTAINED
D	Drugs & Medical Supplies	37,000,000.00	13,709,066.05	50,000,000.00	50,000,000.00	SUSTAINED
E	Routine Maintenance of Diagnostic equipment	5,000,000.00	-	5,000,000.00	5,000,000.00	SUSTAINED
F	Preventive Medical Programmes for target groups	10,000,000.00	1,150,000.00	30,000,000.00	30,000,000.00	SUSTAINED
G	NIMASA staff Health care cost	-	-	300,000,000.00	300,000,000.00	SUSTAINED
H	Staff Stress management program	-	-	80,000,000.00	70,000,000.00	DECREASED
I	Provision of Foreign Medical Treatment for approved deserving cases.	-	-	40,000,000.00	30,000,000.00	DECREASED
J	Searfarers Medical Certification program Expenses	-	-	30,000,000.00	30,000,000.00	SUSTAINED
R-32	FINANCE FEES, CHARGES AND OTHER EXPENSES					
A	Supervision and Confirmation of on going projects and other oversight Trips	50,100,000.00	-	50,100,000.00	30,100,000.00	DECREASED
B	Accounting Manual	5,000,000.00	-	45,000,000.00	45,000,000.00	SUSTAINED
C	Bank Charges	-	-	136,000,000.00	136,000,000.00	SUSTAINED
D	Financial Audit Fees	135,000,000.00	28,406,600.00	117,000,000.00	117,000,000.00	SUSTAINED
E	Quarterly Audit Exercise to to Oustation Port Offices to Audit Different Revenue Lines	5,824,000.00	5,458,000.00	5,824,000.00	5,824,000.00	SUSTAINED
F	Physical Verification of the Agency's Assets at Zones and Port Offices (External stakeholders on oversight & finance staff)	5,824,000.00	4,363,400.00	5,824,000.00	5,824,000.00	SUSTAINED
G	Review of Audit Manual	4,000,000.00	-	6,000,000.00	6,000,000.00	SUSTAINED
H	Budget Preparation, Presentation, Defense & Performance Reporting	40,000,000.00	6,533,966.00	40,000,000.00	40,000,000.00	SUSTAINED

NIGERIAN MARITIME ADMINISTRATOR AND SAFETY AGENCY

S/N	RECURRENT EXPENDITURE SUBHEAD	2016 BUDGET APPROVED =N=	2016 ACTUAL PERFORMANCE =N=	2017 BUDGET PROPOSAL =N=	COMMITTEE RECOMM.	REMARKS.
I	Audit of London Office: Examination of Book of Account & Physical Verificaton of Fixed Assets	1,576,197.00	-	4,880,610.00	4,880,610.00	SUSTAINED
J	Tax consultants	30,000,000.00	30,000,000.00	30,000,000.00	30,000,000.00	SUSTAINED
K	Engagement /Meeting with Financial STAKEHOLDERS	470,400.00	465,000.00	2,000,000.00	2,000,000.00	SUSTAINED
L	Finance retreat	20,000,000.00	-	20,000,000.00	20,000,000.00	SUSTAINED
M	SPECIAL Audit Brown Pen	-	-	2,000,000.00	2,000,000.00	SUSTAINED
R-33	Intelligence Data Gathering for Revenue Improvement	12,000,000.00	5,810,000.00	12,000,000.00	12,000,000.00	SUSTAINED
R-34	RESEARCH AND PUBLICATIONS (RESEARCH)		-			
A	Maritime Research studies and Survey	15,008,000.00	-	20,000,000.00	20,000,000.00	SUSTAINED
B	Printing of Non-Security Document (Planning & Research Document)	11,650,000.00	-	11,650,000.00	11,650,000.00	
C	Conduct Market Survey	5,000,000.00	5,000,000.00	5,000,000.00	5,000,000.00	SUSTAINED
D	Management Performance Review (MPR)	11,200,000.00	750,000.00	20,000,000.00	20,000,000.00	SUSTAINED
E	Production of NIMASA annual Report	15,350,000.00	14,350,000.00	20,000,000.00	20,000,000.00	SUSTAINED
F	Acquisition of e-library license/ books/ journals/ periodicals/ bulletins	20,000,000.00	6,365,713.68	20,000,000.00	20,000,000.00	SUSTAINED
G	Supply of Maritime Books	10,000,000.00	650,400.00	30,000,000.00	50,000,000.00	INCREASED
H	Policy development Expenses	5,000,000.00	965,000.00	8,000,000.00	12,000,000.00	INCREASED
I	Development and Production of Policy Documents: MTSS, MTEF	4,870,000.00	269,750.00	5,000,000.00	5,000,000.00	SUSTAINED
J	Archive Operations and Services	10,000,000.00	10,000,000.00	50,000,000.00	50,000,000.00	SUSTAINED
K	Executive Management Strategy session	50,000,000.00	6,344,100.00	50,000,000.00	50,000,000.00	SUSTAINED
L	Budget Committee Collation of Departmental inputs and defense.	10,000,000.00		10,000,000.00	10,000,000.00	SUSTAINED
M	Maritime Publication (In-House news letter flash)	-	-	10,000,000.00	10,000,000.00	SUSTAINED
N	Agency wide Workplan defence and review session	-	-	2,500,000.00	2,500,000.00	SUSTAINED
O	Archive Record Management	-	-	20,000,000.00	20,000,000.00	SUSTAINED
P	Nigeria Maritime data bank management expenses	-	-	5,000,000.00	5,000,000.00	SUSTAINED
Q	PROCESSING OF PLAN APPROVAL OF NMRDC	-	-	50,000,000.00	50,000,000.00	SUSTAINED
R-35	MARITIME LABOUR ADMINISTRATION					
A	Movement of Staff and Stakeholders	4,770,000.00	1,175,000.00	2,000,000.00	2,000,000.00	SUSTAINED
B	Training Seafarers on Basic STCW, EDH, Tanker Familiarization, Dynamic Positioning etc	70,575,000.00	-	80,000,000.00	80,000,000.00	SUSTAINED
C	Statutory ILO conferences and meetings (Staff Claims & Tickets)	39,909,930.00	37,835,233.00	30,000,000.00	30,000,000.00	SUSTAINED
R-36	MARITIME LABOUR :Implementation of ILO Maritime laws and Capacity Building					

NIGERIAN MARITIME ADMINISTRATOR AND SAFETY AGENCY						
S/N	RECURRENT EXPENDITURE SUBHEAD	2016 BUDGET APPROVED =N=	2016 ACTUAL PERFORMANCE =N=	2017 BUDGET PROPOSAL =N=	COMMITTEE RECOMM.	REMARKS.
A	Course on ILO convention reporting	9,200,000.00	-	9,200,000.00	9,200,000.00	SUSTAINED
B	Seminar/Workshop on maritime Labour issues	4,100,000.00	4,050,000.00	15,000,000.00	15,000,000.00	SUSTAINED
C	Attendance at National labour Advisory council meeting (NLAC)	810,000.00	270,000.00	810,000.00	810,000.00	SUSTAINED
D	Training on Dockworkers on Morden cargo handling, crane operations & Dockworkers on occupational Health and Safety at workplace	10,000,000.00	1,650,000.00	70,000,000.00	70,000,000.00	SUSTAINED
E	Port State inspection on MLC, 2006	1,980,000.00	-	1,980,000.00	1,980,000.00	SUSTAINED
F	Purchase and installation of biometric verification solution for Dockworkers	1,960,000.00	-	1,960,000.00	1,960,000.00	SUSTAINED
G	Sensitisation on new Ministerial stevedoring regulation guidelines, 2014 (Appointment/Operation at Jetties)	8,000,000.00	5,541,300.00	8,000,000.00	8,000,000.00	SUSTAINED
H	Tripartite technical meeting and seminar of stakeholders on Data generation and collation	1,158,000.00	104,000.00	1,000,000.00	1,000,000.00	SUSTAINED
I	Maritime Labour operational expenses: a) Manpower verification b) ILO Mandatories c) Seafarers Day celebrations d) Industrial relations e) all other issues incidental MLS operations.	-	-	50,000,000.00	50,000,000.00	SUSTAINED
J	Enforcement & Compliance of off-shore marine activities to maritime labour laws: 1. Training & Certification of officers on BOSIET/HUSIET 2. Hiring of choppers to convey enforcement officers 3. Offshore Unit operation requirements.	-	-	100,000,000.00	100,000,000.00	SUSTAINED
K	Dockworkers Disengagement Fund	-	-	50,000,000.00	50,000,000.00	SUSTAINED
R-37	MARITIME SAFETY: BOATS / HELICOPTER MAINTENANCE					
A	Mtce of Boats & Spares	24,000,000.00	23,510,620.18	5,000,000.00	5,000,000.00	SUSTAINED
B	MAINTENANCE OF GMDSS equipment at MRCC LAGOS AND RSC,s	1,760,000.00	-	1,760,000.00	1,760,000.00	SUSTAINED
C	Maintenance of NIMASA Search and Rescue (SAR) Helicopter	19,915,000.00	-	-	-	
D	Fueling of NIMASA Search and Rescue (SAR) Helicopter	35,587,500.00	-	-	-	
E	Fueling of NIMASA Boats	22,534,000.00	8,152,880.00	74,568,000.00	24,568,000.00	DECREASED
R-38	MARITIME SAFETY: MARINE EXAMINATION & CERTIFICATION BOARD					
A	Conducting Certificate of Competency Examinations for Seafarers at MAN Oron	5,400,000.00	4,459,000.00	5,400,000.00	5,400,000.00	SUSTAINED

NIGERIAN MARITIME ADMINISTRATON AND SAFETY AGENCY						
S/N	RECURRENT EXPENDITURE SUBHEAD	2016 BUDGET APPROVED =N=	2016 ACTUAL PERFORMANCE =N=	2017 BUDGET PROPOSAL =N=	COMMITTEE RECOMM.	REMARKS.
B	Printing of MSSSD Statutory documents: i)New computerized Seafarers'identification and continous Record book. ii)Crew Article of Agreement iii)Production of Port State Control Officers Reference Handbook. iv)Printing of Port State Control Officers Booklet on Detainable Deficiencies v)Printing of cadets and ratings training record book vi) Printing of official log book for ships vii) Printing of WHITE CARD VIII) Printing of certificate of discharge ix) printing of cadet record book	4,230,000.00	-	200,000,000.00	200,000,000.00	SUSTAINED
C	i) Conducting of certificate of competence exam. in MAN Oron, ii) Conduct of Near coast water craft Exam. at Warri, Calabar, PH & Lagos Centres. Iii) Conduct of able seafarers, Deck/Engineer Cert. exam. at Warri, Calabar, PH & Lagos Centres.	37,061,000.00	32,804,600.00	24,000,000.00	24,000,000.00	SUSTAINED
D	Quality Control: Mandatory Quality Audit of Training processes, medical center institutes, seafarers training exams and certification system	14,146,000.00	5,495,600.00	14,146,000.00	14,146,000.00	SUSTAINED
E	Surveyors Development Workshop : 1. Training of exclusive surveyors on new devepment in the industry. 2. Bi-annual meeting with surveyors and workshop	4,250,000.00	-	15,000,000.00	15,000,000.00	SUSTAINED
F	Procurement of MSSSD books /reference Materials. (QSS, IMO Modular Course Outlines. DVD-ROM. Course Text books.	4,999,808.00	-	4,000,000.00	4,000,000.00	SUSTAINED
G	Maritime safety sundry operationa expenses	-	-	30,000,000.00	30,000,000.00	SUSTAINED
R-39	MARITIME SAFETY: MARINE CASUALTY & BOARD INVESTIGATION					
A	Marine Board Investigation Running Expenses & Allowances	25,000,000.00	3,056,503.00	25,000,000.00	25,000,000.00	SUSTAINED
B	Marine accident Investigation Unit Operational expenses	3,520,000.00	-	3,520,000.00	3,520,000.00	SUSTAINED
C	Development and Organization of SAR (Marshall)	15,000,000.00	-	300,000,000.00	300,000,000.00	SUSTAINED
D	Implementation of ISO 9001-2008 Quality Management System	-	-	40,000,000.00	40,000,000.00	SUSTAINED
R-40	MAINTENANCE OF IT INFRASTRUCTURE					
A	Computer Softwares-Maintenace/Upgrade	7,500,000.00	5,346,000.00	10,000,000.00	10,000,000.00	SUSTAINED

NIGERIAN MARITIME ADMINISTRATON AND SAFETY AGENCY						
S/N	RECURRENT EXPENDITURE SUBHEAD	2016 BUDGET APPROVED =N=	2016 ACTUAL PERFORMANCE =N=	2017 BUDGET PROPOSAL =N=	COMMITTEE RECOMM.	REMARKS.
B	Front Office ICT Infrastruture Maintenance & Repairs	10,000,000.00	2,283,643.00	10,000,000.00	10,000,000.00	SUSTAINED
C	NIMASA/GLO CUG (Close-user-group) with Blackberry/Data Connectivity	20,000,000.00	14,631,524.74	30,000,000.00	30,000,000.00	SUSTAINED
D	ASYCUDA ++ Inteface Maintenece	6,000,000.00	-	6,000,000.00	6,000,000.00	SUSTAINED
E	Back Office ICT Infrastructure Maintenance (Servers, Switches, Routers etc)	8,000,000.00	4,854,150.00	10,000,000.00	10,000,000.00	SUSTAINED
F	Upgrade of NIMASA ISPS Code Data Base Portal, MSI portal	5,000,000.00	-	5,000,000.00	5,000,000.00	SUSTAINED
G	Nigerian Maritime Databank Software (NMDB) development/maintenance and upgrade	20,000,000.00	-	20,000,000.00	20,000,000.00	SUSTAINED
H	Port State Control Inspections and Survey of Nigerian Flagged Ships (Routine Safety Compliance Inspection)	26,160,000.00	-	26,160,000.00	26,160,000.00	SUSTAINED
I	Subscription for Internet Service Provider & Web Hosting	34,000,000.00	475,500.00	29,333,000.00	29,333,000.00	SUSTAINED
J	Renewal of Expired Software licenses	20,000,000.00	-	20,000,000.00	20,000,000.00	SUSTAINED
K	Annual maintenance of Online SEAFARERS' CERTIFICATE DATA BASE	-	-	7,000,000.00	7,000,000.00	SUSTAINED
R-41	MARINE SAFETY SENSITIZATION AND AWARENESS CAMPAIGN	6,165,000.00	-	6,000,000.00	6,000,000.00	SUSTAINED
R-42	REHABILITATION & TRAINING OF RETIRING STAFF	30,000,000.00	-	30,000,000.00	30,000,000.00	SUSTAINED
R-43	CABOTAGE IMPLEMENTATION EXPENSES					
A	Movement of staff to and from Lagos Head office: i) Quarterly Oversight funtion of two zonal offices. ii) Routine Safety Compliance Inspection. iii) Monitoring of Ports and Zonal Offices	8,100,000.00	-	10,000,000.00	5,000,000.00	DECREASED
B	Inter-Agency Meetings eg Customs, NIPC & NEPC, BOF,NASS, AGF, NPC, FOS, NBS, PTDF, MMAS, NESREA, NOSDRA, NNLG, NPA, PBOT, NITDA etc	10,140,000.00	1,318,000.00	8,822,000.00	3,822,000.00	DECREASED
C	International Training for Cabotage staff	8,825,600.00	-	8,825,600.00	8,825,600.00	SUSTAINED
D	annual global national content summit for cabotage staff	6,698,940.00	120,000.00	7,000,000.00	7,000,000.00	SUSTAINED
E	Provision of relevant /vital working documents for the day to day operation of the cabotage department	2,150,000.00	-	2,150,000.00	2,150,000.00	SUSTAINED
F	Sensitization of stakeholders for effective participation in the cabotage trade	26,625,000.00	-	20,600,000.00	15,600,000.00	DECREASED
G	Provision for enforcement hazard allowance for enforcement officers of cabotage department	1,500,000.00	-	10,000,000.00	10,000,000.00	SUSTAINED
H	Independent Trade information gathering	-	-	5,000,000.00	5,000,000.00	SUSTAINED
I	Printing of Cabotage administrative and policy documents	-	-	2,500,000.00	2,500,000.00	SUSTAINED
R-44	EMERGENCY RESPONSE / SECURITY, SAFETY AND INTELIGENCE EXPENSES	162,040,000.00	104,532,817.52	100,000,000.00	200,000,000.00	INCREASED

NIGERIAN MARITIME ADMINISTRATOR AND SAFETY AGENCY						
S/N	RECURRENT EXPENDITURE SUBHEAD	2016 BUDGET APPROVED =N=	2016 ACTUAL PERFORMANCE =N=	2017 BUDGET PROPOSAL =N=	COMMITTEE RECOMM.	REMARKS.
R-45	HIRE OF BOATS FOR ENFORCEMENT	2,700,000.00	-	-	-	
R-46	WATCH KEEPING & RELIEF FOR DISTRESSED VESSEL		-	-	-	
A	Shift Duty Allowances & Victuals for Search & Rescue and Pollution Control Boats	7,200,000.00	5,143,906.88	7,000,000.00	7,000,000.00	SUSTAINED
B	Emergency Aid & Materials	5,880,000.00	-	5,880,000.00	5,880,000.00	SUSTAINED
C	Response to Distress Alerts: INITIAL EXPENSES	560,000.00	-	1,000,000.00	1,000,000.00	SUSTAINED
R-47	MARITIME SAFETY: Operations and Maintenance of NIMASA MSI Portal	24,762,400.00	-	20,000,000.00	20,000,000.00	SUSTAINED
R-48	SERVICOM RELATED EXPENSES		-			
A	SERVICOM Management Retreat on Self Assessments of NIMASA Service Delivery	3,672,500.00	-	3,672,500.00	3,672,500.00	SUSTAINED
B	SERVICOM Service Delivery GAP Analysis for In-house and Industry-wide	4,050,000.00	-	4,050,000.00	4,050,000.00	SUSTAINED
C	Quarterly Customer Consultation Forum: i. In-house Customer Consultation Forum (CCF) ii. Contribution to FMOT Customer Consultation Forum iii. 2016 Customer Service Week	10,295,000.00	1,128,400.00	10,000,000.00	10,000,000.00	SUSTAINED
D	Meetings: Quarterly SERVICOM Committee Members Meeting Weekly/Monthly SERVICOM Unit Meetings FMOT Global Ministerial SERVICOM Committee	7,500,000.00	1,142,000.00	5,000,000.00	5,000,000.00	SUSTAINED
E	2016 Mandatory SERVICOM Institute Workshop/Training Programmes	4,920,000.00	-	4,920,000.00	4,920,000.00	SUSTAINED
F	Quarterly SERVICOM Compliance Monitoring	2,700,000.00	-	2,700,000.00	2,700,000.00	SUSTAINED
G	Production: Review of NIMASA Service Charter, Compliant Policy Manual, Literature/Handbooks/Banners/Handbills, Complaints/Suggestions Boxes, Publication of SERVICOM News Watch	5,055,000.00	1,611,125.88	20,000,000.00	20,000,000.00	SUSTAINED
H	Management Consultancy and Corporate Reengineering Activities	50,000,000.00	35,700,000.00	50,000,000.00	50,000,000.00	SUSTAINED
I	Image Audit and Corporate Communication Consultancy	100,000,000.00	99,133,447.41	50,000,000.00	50,000,000.00	SUSTAINED
J	review of the NIMASA Corporate Culture Transformation Project (NCCTP) phase ii		-	45,000,000.00	45,000,000.00	SUSTAINED
R-49	MGC PERSONNEL ON SECONDMENT					
A	Training Personnels to learn different swimming techniques covering about 300m in the pool (Training of 295 persons).	1,208,500.00	293,000.00	1,208,500.00	1,208,500.00	SUSTAINED

NIGERIAN MARITIME ADMINISTRATON AND SAFETY AGENCY						
S/N	RECURRENT EXPENDITURE SUBHEAD	2016 BUDGET APPROVED =N=	2016 ACTUAL PERFORMANCE =N=	2017 BUDGET PROPOSAL =N=	COMMITTEE RECOMM.	REMARKS.
B	Movement of personnel from Lagos upon secondment to NIMASA to various locations and Zone aimed at beefing up security, enhancing routine safety compliance, inspections, boarding and security patrol.	1,512,000.00	1,455,000.00	1,500,000.00	1,500,000.00	SUSTAINED
C	Regular routine visits to all MGC locations to ascertain extent of compliance with various training and safety rules of the Agency.	1,404,000.00	1,347,000.00	1,500,000.00	1,500,000.00	SUSTAINED
D	Transportation of Arms and Ammunition	1,744,272.00	-	1,744,272.00	1,744,272.00	
E	Entertainment and Hospitality: Conduct monthly, quarterly zonal meeting. Hold half yearly performance evaluation meeting.	2,265,000.00	324,000.00	2,265,000.00	2,265,000.00	SUSTAINED
F	Maritime Intelligence Gathering and Other Related Expenses	1,200,000.00	-	1,200,000.00	1,200,000.00	SUSTAINED
G	Printing of Security Document: Printing of Comms Message Book, Ammunition Rendition Forms, Armoury State Book and Intelligence Log Book.	1,395,000.00	-	1,395,000.00	1,395,000.00	SUSTAINED
H	Provision of Cooking gas for the Preparation of food at Okerenkoko	288,000.00	-	288,000.00	288,000.00	SUSTAINED
I	MGC Allowances (305 Men & 15 Officers)	186,800,000.00	171,982,367.44	396,600,000.00	246,600,000.00	DECREASED
J	Security Vote: Articulation of Emergency Security expenditures through Deployment of Assets to KPs and VPs	50,000,000.00	-	50,000,000.00	50,000,000.00	SUSTAINED
R-50	MARINE ENVIRONMENT MANAGEMENT					
A	Marine Pollution Prevention, Control and operational Expenses.	18,000,000.00	3,032,000.00	18,000,000.00	18,000,000.00	SUSTAINED
B	Oil spill Response / SAR Exercises, Training and other related expenses.	9,150,000.00	1,848,400.00	10,000,000.00	10,000,000.00	SUSTAINED
C	Procurement of relevant IMO Text books for Marine Environment Protection	2,795,000.00	-	2,795,000.00	2,795,000.00	SUSTAINED
D	MARPOL/OPRC/HAZARDOUS CARGO AND OTHER MEM Program	7,410,000.00	-	7,410,000.00	7,410,000.00	SUSTAINED
E	Mandatory Meetings and Conferences	28,080,000.00	27,105,098.10	25,000,000.00	25,000,000.00	SUSTAINED
F	MEM Awareness Campaign	2,220,000.00	-	20,000,000.00	20,000,000.00	SUSTAINED
G	Departmental, Committee and Inter-Agency Meetings	1,946,000.00	237,500.00	10,000,000.00	10,000,000.00	SUSTAINED
H	Enforcement Hazard Allowance	5,580,000.00	-	5,580,000.00	5,580,000.00	SUSTAINED
I	Routine Safety Compliance Inspection & Monitoring of Ports and Zonal Offices	9,600,000.00	824,000.00	8,776,000.00	8,776,000.00	SUSTAINED
J	Printing: (Printing of security document & MEM statutory documents)	17,000,000.00	17,000,000.00	17,000,000.00	17,000,000.00	SUSTAINED
K	Removal of marine Litters	-	-	20,000,000.00	20,000,000.00	SUSTAINED

NIGERIAN MARITIME ADMINISTRATON AND SAFETY AGENCY						
S/N	RECURRENT EXPENDITURE SUBHEAD	2016 BUDGET APPROVED =N=	2016 ACTUAL PERFORMANCE =N=	2017 BUDGET PROPOSAL =N=	COMMITTEE RECOMM.	REMARKS.
L	Marine Environment Management Consultancy	10,000,000.00	-	50,000,000.00	50,000,000.00	SUSTAINED
M	Establishment of a regional secretariat for the coordination of LONDON PROTOCOL activities of the region	-	-	15,000,000.00	15,000,000.00	SUSTAINED
N	NIMASA -NiMet MOU on Climate Observatories along Nigeria Coastline.	-	-	180,000,000.00	180,000,000.00	SUSTAINED
R-51	MARINE ENVIRONMENT MANAGEMENT (IMO AUDIT)					SUSTAINED
A	Implementation of International Oil Pollution Compensation (IOPC) Fund and related matters	35,840,000.00		10,000,000.00	10,000,000.00	SUSTAINED
B	Implementation of London Dumping Convention and Protocol	1,555,000.00		50,000,000.00	50,000,000.00	SUSTAINED
C	Implementation of Road Map on Ballast Water Management in Nigeria	9,480,000.00	1,747,500.00	15,000,000.00	15,000,000.00	SUSTAINED
D	Climate change matters	-	-	30,000,000.00	30,000,000.00	SUSTAINED
R-52	HYDROGRAPHIC SERVICES					
A	Strategic Alliance with the East Atlantic Hydrographic Commission	7,050,000.00	-	7,050,000.00	7,050,000.00	SUSTAINED
B	MSI and hydrographic surveys of NIMASA Designated Re-stricted Anchorage Areas: Test-run of MSI Portal, Configuration of equipment & Hydrographic surveys	2,600,000.00		2,600,000.00	2,600,000.00	SUSTAINED
R-53	OPERATIONAL COST ON ISPS IMPLEMENTATION / COMPLIANCE ACTIVITIES					
A	ISPS Code implementation, inspection and compliance activities monitoring	48,000,000.00	20,022,300.00	50,000,000.00	50,000,000.00	SUSTAINED
B	Printing of ISPS Code Implementation Guidebooks	1,350,000.00	-	1,350,000.00	1,350,000.00	SUSTAINED
C	ISPS Code Consultancy	7,000,000.00		15,000,000.00	15,000,000.00	SUSTAINED
D	IMPLEMENTATION OF PAIR REVIEW AGREEMENT WITH INTERNATIONAL SECURITY PARTNERS e.g. USCG, UK MCA & MPA Singapore	-	-	20,000,000.00	20,000,000.00	SUSTAINED
E	Hosting of mandatory Ministerial Implementation Committee on ISPS CODE.	-	-	10,000,000.00	10,000,000.00	SUSTAINED
R-54A	SETTLEMENT OF IMO/INTERNATIONAL OBLIGATIONS	1,560,000.00		30,000,000.00	30,000,000.00	SUSTAINED
R-54B	IMO COUNCIL ELECTION 2017	-		100,000,000.00	100,000,000.00	SUSTAINED
R-55	SHIPPING DEVELOPMENT AND PROMOTION ACTIVITIES (HOME & ABROAD)					
A	Monitoring and Intelligence Gathering: Information gathering and Monitoring, Llyods, Clarkson and Sea Searchers Intelligence Data Subscription	35,500,000.00	35,500,000.00	40,000,000.00	40,000,000.00	SUSTAINED
B	Printing of Security Document	17,100,000.00	-	17,100,000.00	17,100,000.00	SUSTAINED
C	Purchase of Line Printers	14,500,000.00	-	14,500,000.00	14,500,000.00	SUSTAINED

NIGERIAN MARITIME ADMINISTRATOR AND SAFETY AGENCY						
S/N	RECURRENT EXPENDITURE SUBHEAD	2016 BUDGET APPROVED =N=	2016 ACTUAL PERFORMANCE =N=	2017 BUDGET PROPOSAL =N=	COMMITTEE RECOMM.	REMARKS.
D	Local EXPOS (NIMAREX, NIMPORT, NOGTECH, MARIPORT ETC.)	11,500,000.00	4,500,000.00	15,000,000.00	15,000,000.00	SUSTAINED
E	Hosting of various stakeholders meetings	4,800,000.00	79,500.00	5,000,000.00	5,000,000.00	SUSTAINED
F	Maintenance and subscription for Sailman; Offshore Reception Facilities; SPL application	-		10,000,000.00	10,000,000.00	SUSTAINED
G	Foreign Shipping Promotion Expos and Fairs (Maritime Africa, Africa shipowners summit, OTC etc.)	-		30,000,000.00	60,000,000.00	INCREASED
H	Zonal Stakeholders Quarterly Feedback Forum	-		40,000,000.00	40,000,000.00	SUSTAINED
I	Shipping Company performance merit Award	-		20,000,000.00	20,000,000.00	SUSTAINED
J	Shipping development and Promotion awareness Conferences & Seminars	-		5,000,000.00	5,000,000.00	SUSTAINED
K	Mandatory Contribution to Regional Bodies (ABUJA MOU, MOWCA, D-8, NIGERIA/NIGER TRANSPORT CORRIDOR,	-		50,000,000.00	50,000,000.00	SUSTAINED
L	Nigeria shipping Investment Summit in London	-		30,000,000.00	30,000,000.00	SUSTAINED
R-56	NIGERIAN SHIP REGISTRY OFFICE (BRANDING AND DEVELOPMENT)					
A	Ship registration and Enforcement of Flag State regulations and standards; through Carving & Marking ; Accessment of shipbuilding and ship repair yards.	1,686,000.00		2,500,000.00	2,500,000.00	SUSTAINED
B	Production of Nigeria Ship Registry Office (NSRO) promotional materials (flyers, FAQs and other complimentary items)	1,580,000.00		3,500,000.00	3,500,000.00	SUSTAINED
C	NSRO Sensitization exercise on contemporary ship registration challenges & strategies for optimal performance.	4,786,000.00		5,000,000.00	5,000,000.00	SUSTAINED
D	Brand marketing of the Nigerian Flag	-		1,500,000.00	1,500,000.00	SUSTAINED
R-57	PROTOCOL AND LOGISTICS EXPENSES					
A	Visa Procurement	4,520,000.00	3,038,599.91	5,000,000.00	5,000,000.00	SUSTAINED
B	Airport VIP parking Permit	2,040,000.00	1,260,000.00	2,000,000.00	2,000,000.00	SUSTAINED
C	Board members participation in relevant foreign activities	7,200,000.00	3,909,185.00	7,200,000.00	7,200,000.00	SUSTAINED
D	Foreign Training Ticket Costs	57,200,000.00	54,830,036.20	100,000,000.00	100,000,000.00	SUSTAINED
E	Hosting of committee meetings	62,850,000.00	54,455,043.00	62,000,000.00	62,000,000.00	SUSTAINED
F	International Meetings & Conferences (Airticket)	54,800,000.00	54,764,854.30	100,000,000.00	100,000,000.00	SUSTAINED
G	Visiting Stakeholders for Oversight Activities (Ticketing)	43,000,000.00	42,840,170.90	45,000,000.00	70,000,000.00	INCREASED
H	External Stakeholders Travel Expenses (Estacode etc)	51,562,750.00	51,405,450.00	50,000,000.00	50,000,000.00	SUSTAINED
I	FOREIGN DEBIT CARD (Reimbursable Imprest)	10,037,000.00		6,000,000.00	6,000,000.00	SUSTAINED
R-58	HOTEL ACCOMMODATION: Staff & Stakeholders	65,000,000.00	64,995,070.04	250,000,000.00	300,000,000.00	INCREASED
R-59	NIGERIAN SEAFARERS DEVELOPMENT PROGRAMME					

NIGERIAN MARITIME ADMINISTRATOR AND SAFETY AGENCY

S/N	RECURRENT EXPENDITURE SUBHEAD	2016 BUDGET APPROVED =N=	2016 ACTUAL PERFORMANCE =N=	2017 BUDGET PROPOSAL =N=	COMMITTEE RECOMM.	REMARKS.
A	Monitoring Progress Assessment (Foreign)	36,688,600.00	34,543,401.00	2,145,119.00	40,000,000.00	INCREASED
B	Monitoring Progress Assessment (Local)	5,088,000.00	-	5,088,000.00	5,088,000.00	SUSTAINED
R-60	PUBLIC PROCUREMENT PROCESSES					
A	PPC MEETING(Needs Assessment Collation and Collection)	160,000.00	156,750.00	2,500,000.00	2,500,000.00	SUSTAINED
B	Advertisement	20,000,000.00	18,345,904.46	20,000,000.00	20,000,000.00	SUSTAINED
C	preparation of standard bid documents (SBD)	350,000.00	-	1,000,000.00	1,000,000.00	SUSTAINED
D	Bid Opening [Technical & Financial]	1,004,000.00	800,000.00	5,000,000.00	5,000,000.00	SUSTAINED
E	BID EVALUATION (TECHNICAL AND FINANCIAL)	14,570,000.00	13,780,834.00	40,000,000.00	40,000,000.00	SUSTAINED
F	PTB MEEITING FOR APPROVAL	768,000.00	500,150.00	5,000,000.00	5,000,000.00	SUSTAINED
G	MONITORING AND EVALUATION	6,000,000.00	1,410,000.00	6,000,000.00	6,000,000.00	SUSTAINED
H	MARKET SURVEY	168,000.00	-	500,000.00	500,000.00	SUSTAINED
I	Procurement training [LOCAL]	12,010,000.00	4,346,000.00	15,000,000.00	15,000,000.00	SUSTAINED
J	Meeting with NASS [National Assembly], BPP, FMOT, ETC	14,400,000.00	673,000.00	5,000,000.00	5,000,000.00	SUSTAINED
K	BPP in-house training for executive management staff	-	-	6,000,000.00	6,000,000.00	SUSTAINED
L	Procurement Planning Committee(PPC) Training	-	-	6,580,000.00	6,580,000.00	SUSTAINED
M	BPP Manadatory Training for Procurement Officers.	-	-	11,681,000.00	11,681,000.00	SUSTAINED
N	Procurement Consultancy	-	-	30,000,000.00	30,000,000.00	SUSTAINED
R-61	PPP INITIATIVE					
A	Statutory ICRC Charges	72,776,926.00	712,200.00	-	-	
B	Independent Expert Cost (NIMASA 50% Contribution Clause 32)	40,000,000.00		-	-	
C	Development of National Carrier - Transaction Adviser Consultancy	60,000,000.00		30,000,000.00	30,000,000.00	SUSTAINED
D	Stakeholders awareness Campaign	10,000,000.00		10,000,000.00	10,000,000.00	SUSTAINED
E	PPP Performance Monitoring and Evaluation	5,738,000.00		5,738,000.00	5,738,000.00	SUSTAINED
F	Feasibility studies and environmental impact assessment for : a) shipbuilding yard with breaking, recycling technology, and wreck removal through PPP.			50,000,000.00	50,000,000.00	SUSTAINED
	b) Outsourcing of agency's Training Center and Guest House at NMRDC, KIRIKI through PPP			10,000,000.00	10,000,000.00	SUSTAINED
	c) Procurement of transaction advisers for: i) Shipbuilding yard with breaking, recycling technology, & wreck removal through PPP. ii) Outsourcing of Agency Training Center and Guest House NMRDC, Kirikiri etc.			60,000,000.00	80,000,000.00	INCREASED

NIGERIAN MARITIME ADMINISTRATON AND SAFETY AGENCY						
S/N	RECURRENT EXPENDITURE SUBHEAD	2016 BUDGET APPROVED =N=	2016 ACTUAL PERFORMANCE =N=	2017 BUDGET PROPOSAL =N=	COMMITTEE RECOMM.	REMARKS.
R-62	REGIONAL DEVELOPMENT BANK: Preliminary expenses	-	-	20,000,000.00	20,000,000.00	SUSTAINED
R-63	ZONAL COORDINATION and SPECIAL DUTIES UNIT EXPENSES	-	-	100,000,000.00	100,000,000.00	SUSTAINED
R-64	REFORM CORDINATION AND STRATEGIC MANAGEMENT UNIT	-	-	75,000,000.00	75,000,000.00	SUSTAINED
R-65	CONSULTANCY SERVICES FOR THE IMPROVEMENT OF REVENUE GENERATION AND HUMAN RESOURCES ASSOCIATED REFORMS	-	-	200,000,000.00	200,000,000.00	SUSTAINED
	SUB-TOTAL (RECURRENT)	12,219,691,007.71	5,829,317,487.32	17,171,055,644.02	17,789,049,644.02	INCREASED
PE-A	PERSONNEL EMOLUMENT	15,870,548,898.24	13,343,938,151.26	17,171,055,466.02	17,981,634,812.67	INCREASED
PE-B	LUMP-SUM RETIREMENT SCHEME, STAFF PROMOTION & OTHER STAFF MATTERS	2,054,000,000.00	396,858,994.36	3,000,000,000.00	3,000,000,000.00	SUSTAINED
	GRAND TOTAL	30,144,239,905.95	30,144,239,905.95	37,342,111,110.04	38,770,684,456.69	INCREASED

NIGERIAN MARITIME ADMINISTRATION AND SAFETY AGENCY						
	2017 CAPITAL BUDGET	2016 APPROVED BUDGET =N=	2016 ACTUAL PERFORMANCE =N=	2017 BUDGET PROPOSED =N=	COMMITTEE RECOMM.	REMARKS.
CODE	EXPENDITURE SUB-HEAD					
C-1	COMPLETION OF NIGERIAN MARITIME RESOURCE DEVELOPMENT CENTRE, KIRIKIRI, LAGOS					
A	Rehabilitation of the Nigeria Maritime Resource Development Center (NMRDC) Guest House/Fences & Landscaping	250,000,000.00	12,555,266.83	100,000,000.00	100,000,000.00	SUSTAINED
B	Construction of Standard Drainage System	18,167,000.00	-	18,167,000.00	18,167,000.00	SUSTAINED
C	Completion and remodeling of Administrative Building	44,385,000.00	-	88,770,000.00	88,770,000.00	SUSTAINED
D	Completion of NMRDC Library	50,000,000.00	-	50,000,000.00	50,000,000.00	SUSTAINED
E	Dismantling of 2Nos Unservisable Lifts and Installation of new ones	75,350,000.00	-	70,000,000.00	70,000,000.00	SUSTAINED
F	RENOVATION OF LEARNING CENTER AT NMRDC	-	-	48,000,000.00	48,000,000.00	SUSTAINED
C-2	REHABILITATION OF MARITIME HOUSE, LAGOS					
A	Partitioning and remodelling of 5 Floors of the Maritime house (phase 1 & 2)	200,000,000.00	180,032,743.00	200,000,000.00	200,000,000.00	SUSTAINED
B	Relocation and upgrading of panel room at Head office building	12,400,000.00	-	15,000,000.00	15,000,000.00	SUSTAINED
C	EXTERNAL CLADDING OF HQ BUILDING	-	-	300,000,000.00	300,000,000.00	SUSTAINED
C-3A	COMPLETION AND REHABILATION OF MARITIME JETTIES: Construction of T-Jetty at NMRDC, Kirikiri, Lagos	43,963,377.00	-	43,963,377.00	43,963,377.00	SUSTAINED
C-4	PENSION FUND CONTRIBUTION					
C-5	OFFICE FURNITURE AND FITTINGS: Procurement of Chairs, Cabinets, Stools, Shelves, Television, Air-Conditioner, Refrigerators, etc	26,450,250.00	25,318,533.70	70,000,000.00	70,000,000.00	SUSTAINED
	b) provision of achieve heavy duty metal shelves for Finance Archives			17,800,000.00	17,800,000.00	SUSTAINED
	c) Procument of Store Shelves			10,000,000.00	10,000,000.00	SUSTAINED
	d) Fire proof Cabinet for Legal documents and shelves			10,000,000.00	10,000,000.00	SUSTAINED
C-6	INFORMATION TECHNOLOGY DEVELOPMENT					
A	Provision of IP (Internet Protocol) Telephone Systems	35,360,000.00	-	50,000,000.00	50,000,000.00	SUSTAINED
B	Procurement of Microsoft Licenses e.g MS operating Systems, MS office, MS Server, MS Project etc	45,000,000.00		100,000,000.00	100,000,000.00	SUSTAINED
C	Implementation of Sage ERP	128,000,000.00		200,000,000.00	200,000,000.00	SUSTAINED
D	Integration of wireless facility on Existing Infrastructure	36,000,000.00		40,000,000.00	40,000,000.00	SUSTAINED
E	GROUP LIFE ASSURANCE	-		20,000,000.00	20,000,000.00	SUSTAINED
F	Supply and Installation of FM200 Automatic Fire Suppression System for the Server rooms at Head office building and other locations	25,000,000.00		-	-	SUSTAINED

NIGERIAN MARITIME ADMINISTRATION AND SAFETY AGENCY						
	2017 CAPITAL BUDGET	2016 APPROVED BUDGET =N=	2016 ACTUAL PERFORMANCE =N=	2017 BUDGET PROPOSED =N=	COMMITTEE RECOMM.	REMARKS.
CODE	EXPENDITURE SUB-HEAD					
G	Integrated Document Management System	98,093,561.00		100,000,000.00	100,000,000.00	SUSTAINED
H	Computer Aided Audit Technique (CAAT) Software	7,500,000.07		23,605,000.00	23,605,000.00	SUSTAINED
I	Procurement of hardware resources: Desktops, laptops and accessories	59,085,700.00	21,865,346.18	80,000,000.00	80,000,000.00	SUSTAINED
J	WAN/VPN Optimization/ Network fault management	10,000,000.00	-	15,000,000.00	15,000,000.00	SUSTAINED
K	Network Optimization for Abuja office	20,000,000.00	-	20,000,000.00	20,000,000.00	SUSTAINED
L	Provision of NIMASA Licenced radio dedicated channel	100,000,000.00	-	-	-	SUSTAINED
M	Eaton Inverter systems/ UPS for the Agency	48,113,137.76	4,399,500.00	50,000,000.00	100,000,000.00	INCREASED
N	20 Multifunction Printers and accessories	15,000,000.12	-	20,000,000.00	20,000,000.00	SUSTAINED
O	Procurement of Projectors	2,184,000.00	-	5,000,000.00	5,000,000.00	SUSTAINED
P	Upgrading of NIMASA Central Billing System	10,000,000.00	-	-	-	SUSTAINED
Q	Ship Registry Domiciliation : Implementation and installation of dedicated Ship Registry solution.	10,000,000.00	-	30,000,000.00	30,000,000.00	SUSTAINED
R	Provision of data base system for NSDP	-	-	10,000,000.00	10,000,000.00	SUSTAINED
C-7	NSDP PROJECTS					
A	CONSTANTA MARITIME UNIVERSITY	1,333,664,380.00	1,235,036,856.00	1,933,672,117.60	1,933,672,117.60	SUSTAINED
B	LYCEUM OF THE PHILIPPINES	684,865,440.00	473,877,854.15	-	-	SUSTAINED
C	UNIVERSITY OF CEBU	733,900,000.00	375,518,384.75	219,414,590.00	219,414,590.00	SUSTAINED
D	PERPETUAL HELP DALTON UNIVERSITY	758,175,688.00	389,659,431.00	419,142,020.00	419,142,020.00	SUSTAINED
E	ARAB ACADEMY FOR SCIENCE, TECHNOLOGY AND MARITIME TRANSPORT	1,189,267,824.00	1,048,821,087.00	1,967,939,610.00	1,967,939,610.00	SUSTAINED
F	SOUTH TYNESIDE COLLEGE	598,833,600.00	346,215,725.50	1,800,883,854.00	1,800,883,854.00	SUSTAINED
G	LIVERPOOL JOHN MOORE UNIVERSITY	330,888,000.00	330,888,000.00	1,800,883,854.00	1,800,883,854.00	SUSTAINED
H	AMET UNIVERSITY	341,015,000.00	341,015,000.00	-	-	SUSTAINED
I	PIMSAT COLLEGES	339,080,000.00	-	-	-	SUSTAINED
J	NETHERLANDS MARITIME INSTITUTE OF TECHNOLOGY	66,660,000.00	-	-	-	SUSTAINED
K	MONITORING OF HUMAN ASSETS-FOREIGN	36,688,600.00		101,549,600.00	179,549,600.00	INCREASED
C-8	OUTSTANDING /CONTINGENT LIABILITIES	5,088,000.00	1,803,510.50	500,000,000.00	500,000,000.00	SUSTAINED
C-9A	First instalment for the construction of Multistory office Complex in Eastern and Central Zone offices and Onne port Office under the Private Finance initiative. (Build, Recover and transfer- BRT)	-		900,000,000.00	1,000,000,000.00	INCREASED
C-9B	Transaction advisers	-		100,000,000.00	100,000,000.00	SUSTAINED

NIGERIAN MARITIME ADMINISTRATION AND SAFETY AGENCY						
	2017 CAPITAL BUDGET	2016 APPROVED BUDGET =N=	2016 ACTUAL PERFORMANCE =N=	2017 BUDGET PROPOSED =N=	COMMITTEE RECOMM.	REMARKS.
CODE	EXPENDITURE SUB-HEAD					
C-10	REMODELING OF THE EXTERNAL STAIRWAYS FOR EMERGENCY ESCAPE ROUTE AT NIMASA HQ	-		80,000,000.00	80,000,000.00	SUSTAINED
C-11	ACQUISITION OF MOBILE SCAFFOLDING TOWER FOR MAINTENANCE WORK IN THE HQ.	-		5,000,000.00	5,000,000.00	SUSTAINED
C-12	A) CONSTRUCTION OF MULTI-LEVEL CAR PARK AT THE HQS UNDER THE PRIVATE FINANCE INITIATIVE	0		20,000,000.00	1,000,000,000.00	INCREASED
	B) DESIGN AND TRANSACTION CONSULTANCY	0		20,000,000.00	20,000,000.00	SUSTAINED
C-13	PROCUREMENT OF NEW OPERATIONAL VEHICLES	0		319,000,000.00	319,000,000.00	SUSTAINED
C-14A	NATIONAL ISPS TERRORIST ATTACK MOCK EXERCISE	0		30,000,000.00	30,000,000.00	SUSTAINED
C-14B	ISPS CODE : UNITED STATE OF AMERICA COAST GUARD (USCG) AUDIT EXERCISE	0		50,000,000.00	50,000,000.00	SUSTAINED
C-14C	NATIONAL COUNTER-TERRORISM STRATEGY	0		60,000,000.00	60,000,000.00	SUSTAINED
C-15	RESUSCITATION OF NIGERIA MARITIME DATA BANK (NMDB) PROJECT. AND THE DESIGN OF THE PROPOSED MARITIME MUSEUM			50,000,000.00	50,000,000.00	SUSTAINED
C-16	Design and Modeling of NIMASA Archives at NMRDC Kirikiri	17,600,000.00		100,000,000.00	50,000,000.00	DECREASED
C-17	MARINE ENVIRONMENT PROGRAMS:	5,300,000.00				
A	Identification and designation of three (3) dumpsites for permitted wastes under the London Convention and its Protocol			60,000,000.00	60,000,000.00	SUSTAINED
C-18	Maintenance Dredging of the kirikiri creek/NIMASA-NMRDC water front for docking of NIMASA operational boats.			200,000,000.00	100,000,000.00	DECREASED
C-19	PROVISION OF GENERATORS FOR NIMASA OFFICES:					
C-19A	A) SUPPLY AND INSTALLATION OF 1500KVA FOR NMRDC KIRIKIRI			190,000,000.00	190,000,000.00	SUSTAINED
C-19B	B) SUPPLY AND INSTALLATION OF 2NO. 60KVA GENERATING SET FORSAR BASE CLINIC, APAPA AND ABUJA OFFICE			20,000,000.00	20,000,000.00	SUSTAINED
C-20	DRILLING OF INDUSTRIAL BOREHOLE IN LAGOS HQ. AND WARRI OFFICE			12,000,000.00	12,000,000.00	SUSTAINED
C-21	MARITIME MUSEUM PROJECT			50,000,000.00	50,000,000.00	SUSTAINED
C-22	PERFORMANCE AUDIT CONSULTANCY			300,000,000.00	300,000,000.00	SUSTAINED
C-23A	A) REHABILITATION OF SAR CLINIC APAPA			250,000,000.00	250,000,000.00	SUSTAINED
C-23B	B) PURCHASE OF ELECTRICITY TRANSFORMER			50,000,000.00	50,000,000.00	SUSTAINED
C-24	SUPPORT FOR UNIPORT CENTER FOR TRANSPORT AND LOGISTICS CSR			50,000,000.00	50,000,000.00	SUSTAINED
C-25	SUPPORT FOR IBB UNIVERSITY: CSR FOR MARITIME INSTITUTE, LAPAI			50,000,000.00	50,000,000.00	SUSTAINED

NIGERIAN MARITIME ADMINISTRATION AND SAFETY AGENCY						
	2017 CAPITAL BUDGET	2016 APPROVED BUDGET =N=	2016 ACTUAL PERFORMANCE =N=	2017 BUDGET PROPOSED =N=	COMMITTEE RECOMM.	REMARKS.
CODE	EXPENDITURE SUB-HEAD					
	SUB-TOTAL (A)	8,372,653,558.65	4,787,007,238.61	13,544,791,022.60	14,602,791,022.60	INCREASED
	MARITIME FUND PROJECTS	-	-	-	-	
M-1	Contingent Liability for Maritime institutes and Nimasa science and Technical collage.	-	71,857,338.26	1,000,000,000.00	2,000,000,000.00	INCREASED
M-2	Death Benefits: Payment of death benefits to next-of-kin of the deceased	-	-	300,000,000.00	300,000,000.00	SUSTAINED
M-3	Drydocking of Boats	50,000,000.00	-	25,000,000.00	70,000,000.00	INCREASED
M-4A	(A) Construction of a modular Shipyard / Dockyard at Okerenkoko Delta State	10,000,000,000.00	2,435,150.00	10,146,888,840.00	10,146,888,840.00	SUSTAINED
M-4B	(B) Professional Certification and consultancy To ensure construction is to specification.	-	-	100,000,000.00	100,000,000.00	SUSTAINED
M-4C	(C) Maritime Equipment & Structures, Ancillary Buildings, Electro-Mechanical works & Facilities.	-	-	3,000,000,000.00	3,000,000,000.00	SUSTAINED
M-5	Construction of three (3) GMDSS Stations @ N247,999,500 each. Additional projects including Land acquisition, Official space, Surveillance equipment/software and subscription of Satellite imagery. Building of three (3) Radar stations @ N148,108,628 each	-	-	310,535,000.00	310,535,000.00	SUSTAINED
M-6	CORRECTIVE ACTIONS ON IMO MEMBER STATE AUDIT SCHEME (IMSAS) DEFICENCY PROJECTS	422,053,900.00	208,898,036.28	116,000,000.00	116,000,000.00	SUSTAINED
M-7	SATELLITE SURVELANCE SUBSCRIPTION FOR SHIPPING INTELLIGENCE GATHERING	494,371,500.00	18,903,083.20	700,000,000.00	700,000,000.00	SUSTAINED
M-8	SEATIME TRAINING(18TH MONTHS MANDATORY SEATIME TRANING FOR GRADUATES NSDP)	1,393,920,000.00	-	2,135,000,000.00	2,135,000,000.00	SUSTAINED
M-9	PROCUREMENT, CONSULTANCY AND INSTALLATION OF AID TO NAVIGATION ON NIGERIAN WATER WAYS AND CHANNELS	378,855,700.00	356,496,248.00	378,855,700.00	378,855,700.00	SUSTAINED
M-10A	REMOVAL OF WATER HYCENT IN WESTERN ZONE	350,000,000.00	-	-	-	SUSTAINED
M-10B	REMOVAL OF WATER HYCENT IN EASTERN ZONE	500,000,000.00	-	-	-	SUSTAINED
M-10C	REMOVAL OF WATER HYCENT IN CENTRAL ZONE	250,000,000.00	-	-	-	SUSTAINED
M-10D	REMOVAL OF WATER HYCENT IN BONNY CHANNEL	-	-	240,000,000.00	240,000,000.00	SUSTAINED
M-10E	REMOVAL OF WATER HYCENT IN WARRI CHANNEL	-	-	205,000,000.00	205,000,000.00	SUSTAINED
M-10F	REMOVAL OF WATER HYCENT IN CALABAR CHANNEL	-	-	220,000,000.00	220,000,000.00	SUSTAINED
M-10G	REMOVAL OF WATER HYCENT IN ORON CHANNEL	-	-	170,000,000.00	170,000,000.00	SUSTAINED
M-10H	REMOVAL OF WATER HYCENT IN BADAGRY CHANNEL	-	-	200,000,000.00	200,000,000.00	SUSTAINED
M-10I	REMOVAL OF WATER HYCENT IN LEKKI CHANNEL	-	-	185,000,000.00	185,000,000.00	SUSTAINED
M-10J	REMOVAL OF WATER HYCENT IN PORT HARCOURT CHANNEL	-	-	245,000,000.00	245,000,000.00	SUSTAINED

NIGERIAN MARITIME ADMINISTRATION AND SAFETY AGENCY						
	2017 CAPITAL BUDGET	2016 APPROVED BUDGET =N=	2016 ACTUAL PERFORMANCE =N=	2017 BUDGET PROPOSED =N=	COMMITTEE RECOMM.	REMARKS.
CODE	EXPENDITURE SUB-HEAD					
M-10K	REMOVAL OF WATER HYCENT IN ONNE CHANNEL	-	-	205,000,000.00	205,000,000.00	SUSTAINED
M-10L	REMOVAL OF WATER HYCENT IN IGBOKODA CHANNEL	-	-	155,000,000.00	155,000,000.00	SUSTAINED
M-10M	REMOVAL OF WATER HYCENT IN IBAKA CHANNEL	-	-	120,000,000.00	120,000,000.00	SUSTAINED
M-11	Provision of Offshore waste reception facilities/pollution control/marine waste monitoring services at eastern, central and western zones	1,000,000,000.00	1,000,000,000.00	1,944,000,000.00	1,944,000,000.00	SUSTAINED
M-12	Finance Lease/procurement, Management and maintainance of Operational vessels/Equipments under the Private Finance agreements.	-	-	20,000,000,000.00	15,545,611,160.00	DECREASED
M-13	BATHYMETRIC SURVEY AND DEVELOPMENT OF UNDERWATER INSTALLATIONS DATABASE AND PORT CHANNELS OF NIGERIA COASTAL WATERS a) Bathymetric Survey of underwater installations. Badagry Ondo to Delta 135Nm x 105Nm Region. Delta Region to Production APOI (76.5 x 93Nm). APOI to Prod AGBAMI (54Nm x 232Nm). Portharcourt to Bakassi (35Nm x 57Nm)	-	-	1,000,000,000.00	1,000,000,000.00	SUSTAINED
M-14	New National Maritime Security strategy (Equipments, allowances, consultancy & training etc.)	-	-	150,000,000.00	150,000,000.00	SUSTAINED
M-15	MARINE LIITTERS ACTION PLAN IMPLEMENTATION :					
M-15A	A) EASTERN ZONE: PORT HARCOURT AND ONNE PORT AXIS	-	-	200,000,000.00	200,000,000.00	SUSTAINED
M-15B	B) EASTERN ZONE CALABAR PORT AND ORON AXIS	-	-	209,500,000.00	209,500,000.00	SUSTAINED
M-15C	C) WESTERN ZONE: TINCAN ISLAND PORT AND KIRIKIRI AXIS	-	-	210,000,000.00	210,000,000.00	SUSTAINED
M-15D	D) WESTERN ZONE : APAPA , COWRIE CREEK, OGORORO AND SNAKE ISLAND AXIS.	-	-	218,000,000.00	218,000,000.00	SUSTAINED
M-15E	E) CENTRAL ZONE: WARRI- SAPELE PORT AXIS	-	-	187,000,000.00	187,000,000.00	SUSTAINED
M-15F	F) CENTRAL ZONE: ESCRAVOUS- FOCADOS AXIS	-	-	188,000,000.00	188,000,000.00	SUSTAINED
M-15G	G) PILOT SCHEME FOR 100 MARINE LITTER MARSHALL(MLM)	-	-	70,000,000.00	70,000,000.00	SUSTAINED
M-16A	IDENTIFICATION AND CHARTING OF WRECKS AND DERELICTS ON NIGERIA NAVIGABLE WATERS A) LAGOS MARITIME ZONE, ANCHORAGE AND BREAK WATERS	-	-	200,000,000.00	200,000,000.00	SUSTAINED
M-16B	B) PORT HARCOURT AND ONNE MARITIME ZONE	-	-	200,000,000.00	200,000,000.00	SUSTAINED
M-17A	HAZADOUS WASTE AND DANGEROUS CHEMICAL TRACKING PROGRAM: THE IMDG CODE IMPLEMENTATION PLAN FOR: A) WESTERN ZONE	-	-	200,000,000.00	200,000,000.00	SUSTAINED
M-17B	B) CENTRAL ZONE	-	-	150,000,000.00	150,000,000.00	SUSTAINED
M-17C	C) EASTERN ZONE	-	-	200,000,000.00	200,000,000.00	SUSTAINED

NIGERIAN MARITIME ADMINISTRATION AND SAFETY AGENCY						
	2017 CAPITAL BUDGET	2016 APPROVED BUDGET =N=	2016 ACTUAL PERFORMANCE =N=	2017 BUDGET PROPOSED =N=	COMMITTEE RECOMM.	REMARKS.
CODE	EXPENDITURE SUB-HEAD					
M-18	MID TERM CABOTAGE EVALUATION RAPID ASSESSMENT SURVEY	-		50,000,000.00	50,000,000.00	SUSTAINED
M-19	SAR MARSHALLS SPECIAL TRAINING , DOCUMENTATION & ID CARDS & WORKING	-		120,000,000.00	120,000,000.00	SUSTAINED
M-20A	EQUITY FOR THE DEPLOYMENT OF HEAVY MECHINARY AND EQUIPMENT FOR WRECK REMOVAL AND DERELICT IN: A) EASTERN ZONE	-		200,000,000.00	200,000,000.00	SUSTAINED
M-20B	B) WESTERN ZONE	-		200,000,000.00	200,000,000.00	SUSTAINED
M-20C	C) CENTRAL ZONE AND YENEGOA	-		200,000,000.00	200,000,000.00	SUSTAINED
M-21	IDENTIFICATIONS AND CHARTING OF ABANDONED OFFSHORE PLATFORMS AND STRUCTURES	-		3,000,000,000.00	3,000,000,000.00	SUSTAINED
M-22	CONSTRUCTION OF UTRA MORDEN 14 STORY HEAD OFFICE COMPLEX: A) ACQUISITION OF LAND	-		1,000,000,000.00	1,000,000,000.00	SUSTAINED
	B) CONSULTANCY FOR ARCHITECTURAL DRAWINGS ETC	-		1,000,000,000.00	1,000,000,000.00	SUSTAINED
	C) CONSTRUCTION AND ANXILLARY WORKS	-		3,768,771,800.00	3,768,771,800.00	SUSTAINED
M-23	ACQUISITION OF LAND FOR EASTERN ZONAL OFFICE	-		1,000,000,000.00	1,000,000,000.00	SUSTAINED
M-24	BUILDING AND DEVELOPMENT OF NIMASA CENTRAL ARCHIVES REPOSITORIES	-		200,000,000.00	200,000,000.00	SUSTAINED
M-25	Hosting of African Maritime Events 1. African day of seas & Ocean 2. International Maritime Day.	-		405,600,000.00	405,600,000.00	SUSTAINED
M-26	ENVIRONMENTAL LAB EQUIPMENT: A) SAMPLING BOAT.	0				
	B)ANALYTICAL/SAMPLING EQUIPMENT FOR BOATS					
	C) MOBILE TRUCK LABORATORY(4X4, 4.5METERS LONG)	-				SUSTAINED
	D) ANALYTICAL EQUIPMENT FOR TRUCK LABORATORY	-				
	E) TRAINING ON ALL ANALYTICAL EQUIPMENT, LABORATORY/SAMPLING TECHNIQUE AND LAB SAFETY	-				
	SUB-TOTAL (B)	22,251,339,100.00	1,681,536,446.15	57,253,779,540.00	53,844,390,700.00	DECREASED
F-1	CONTRIBUTION TO FEDERAL GOVERNMENT: DIRECT TRANSFER TO CONSOLIDATED REVENUE FUND (CRF-25%)	-	21,974,869,860.63	16,099,843,019.50	16,099,843,019.50	SUSTAINED
F-2	MANDATORY FUNDS:	-				
A	25% OF MARITIME FUND	-		32,199,686,039.49	32,199,686,039.49	SUSTAINED

NIGERIAN MARITIME ADMINISTRATION AND SAFETY AGENCY						
	2017 CAPITAL BUDGET	2016 APPROVED BUDGET =N=	2016 ACTUAL PERFORMANCE =N=	2017 BUDGET PROPOSED =N=	COMMITTEE RECOMM.	REMARKS.
CODE	EXPENDITURE SUB-HEAD					
B	<i>Ratification of IMO Conventions : Engagement of consultants, preparation of draft documents, Ministerial standing Committee secretariat expenses.</i>	-	3,835,373,490.84	6,439,937,207.90	6,439,937,207.90	SUSTAINED
	SUB-TOTAL(C)	-	25,810,243,351.47	54,739,466,266.89	54,739,466,266.89	SUSTAINED
	GRAND TOTAL (A+B+C)	30,623,992,658.65	30,623,992,658.65	125,538,036,829.49	123,186,647,989.49	DECREASED

NIGERIAN SHIPPERS' COUNCIL

2017 BUDGET PROPOSAL

NIGERIAN SHIPPERS' COUNCIL

EXECUTIVE SUMMARY OF BUDGET PROPOSAL 2017

DESCRIPTION	2016 APPROVED BUDGET	2016 ACTUAL PERFORMANCE	2017 BUDGET PROPOSAL	COMMITTEE RECOMM.	REMARKS
	N	N	N		
Revenue Estimate	14,764,366,886.88	6,778,748,775.42	15,214,488,375.55	15,214,488,375.55	SUSTAINED
EXPENDITURES					
Capital Expenditure	2,692,864,703.00	1,556,886,602.56	3,441,483,160.00	3,441,483,160.00	SUSTAINED
Overhead Cost	4,879,396,878.15	3,147,813,136.88	4,176,154,540.88	4,176,154,540.88	SUSTAINED
Personnel Cost	3,473,011,463.83	1,569,113,719.12	3,779,009,529.93	3,779,009,529.93	SUSTAINED
TOTAL	11,045,273,044.98	6,273,813,458.56	11,410,866.66	11,410,866.66	SUSTAINED
SURPLUS	28,002,140.18		14,219,050.85	14,219,050.85	SUSTAINED

**NIGERIAN SHIPPERS' COUNCIL
REVENUE PROJECTION 2017**

BGT CON	SUB- HEAD	DESCRIPTION	APPROVED REV. FOR 2016	2016 ACTUAL PERFORMANCE	2017 BUDGET PROPOSAL	COMMITTEE RECOMM.	REMARKS
			N	N	N		
6000		STATUTORY ALLOCATION FROM ACCOUNTANT-GENERAL OF THE FEDERATION					
	438	OTHER FEES: 2/7 PORT DEVELOPMENT LEVY	9,925,328,886.88	6,729,115,563.81	8,879,034,575.55	8,879,034,575.55	SUSTAINED
6500		EARNING AND SALES GENERAL					
6500	440	INCOME FROM CONFERENCES AND SEMINARS	45,000,000.00	6,169,000.00	NIL	NIL	SUSTAINED
	441	INCOME FROM INTERNATIONAL CARGO TRACKING NOTE (ICTN)	4,700,000,000.00	-	6,238,000,000.00	6,238,000,000.00	SUSTAINED
6500	442	CONSULTANCY AND BID DOCUMENT FEES	3,000,000.00	3,000,000.00	3,000,000.00	3,000,000.00	SUSTAINED
6500	443	SALES OF JOURNALS AND PUBLICATIONS	5,000,000.00	28,500.00	NIL	NIL	SUSTAINED
6500	446	SALES OF STORES /UNSERVICEABLE ASSETS	5,000,000.00	1,609,665.60	3,000,000.00	3,000,000.00	SUSTAINED
6600	453	OTHER EARNINGS-INVESTMENTS	5,000,000.00	5,000,000.00	5,500,000.00	5,500,000.00	SUSTAINED
6600		RENT ON GOVERNMENT PROPERTIES					SUSTAINED
6600	456	RENT ON NSC OFFICE BUILDING	76,038,000.00	24,197,015.00	40,953,800.00	40,953,800.00	SUSTAINED
		TOTAL	14,764,366,886.88	6,778,748,775.42	15,214,488,375.55	15,214,488,375.55	SUSTAINED

**NIGERIAN SHIPPERS' COUNCIL
2017 CAPITAL BUDGET EXPENDITURE ESTIMATES**

S/N	DESCRIPTION	2016 APPROVED BUDGET	2016 ACTUAL PERFORMANCE	2017 BUDGET PROPOSAL	COMMITTEE RECOMM.	REMARKS
		N	N	N		
	TECHNOLOGICAL DEVELOPMENT					
1	Port Economic Regulator Central Command System	123,550,000.00	46,546,730.00	50,000,000.00	50,000,000.00	SUSTAINED
2	Computerization & ICT Infrastructure Development	88,209,426.00	88,133,629.79	79,191,000.00	79,191,000.00	SUSTAINED
3	Enterprise Facility Management Systems-e-Facility	39,739,080.00	39,739,080.00	-	-	SUSTAINED
4	Administrative/Budget Monitoring Software/Accessories	25,000,000.00	15,793,391.05	10,000,000.00	10,000,000.00	SUSTAINED
5	Nflow Capacity Management for Eco-System	100,000,000.00	36,750,000.00	25,000,000.00	25,000,000.00	SUSTAINED
6	Planning Software Application System (HRM/M&E Software)	NIL	-	601,162,000.00	601,162,000.00	SUSTAINED
	IMPROVEMENT ON BUILDINGS/CONFERENCE CENTER					SUSTAINED
7	Head Office, Lagos	184,353,043.00	118,795,515.23	56,000,000.00	56,000,000.00	SUSTAINED
8	Abuja Liaison Office	32,000,000.00	32,000,000.00	95,120,000.00	95,120,000.00	SUSTAINED
	DEVELOPMENT OF COUNCIL'S LANDED PROPERTIES					
9	Design and Approval for the Development of Council's Land-	75,000,000.00		30,000,000.00	30,000,000.00	SUSTAINED
10	Development of Council's Landed Property – Jos	94,061,507.00	8,000,000.00	15,000,000.00	15,000,000.00	SUSTAINED
11	Feasibility Study for Resource Centre- Jos	NIL	0	10,000,000.00	10,000,000.00	SUSTAINED
12	Development of Council's Landed Properties– Warri	47,512,541.00	9,505,505.00	35,000,000.00	35,000,000.00	SUSTAINED
13	Design & Development of Maritime Resources Centre – Apapa	25,000,000.00		40,000,000.00	40,000,000.00	SUSTAINED
14	Improvement o Zonal Coordinating Office Property – Aba	200,000,000.00		20,000,000.00	20,000,000.00	SUSTAINED
	ESTABLISHMENT OF BORDER INFORMATION CENTRES					
15	Sokoto-Birnin, Koni,/Jibiya-Maradi/Banki-Kirawa Corridors	50,000,000.00		30,000,000.00	30,000,000.00	SUSTAINED
	ENGAGEMENT OF TRANSACTION ADVISERS					
16	Inland Dry Port (IDP)in Ibadan, Oyo State	22,316,667.00	-	NIL	NIL	SUSTAINED
17	Inland Dry Port (IDP) in Kano State.	22,316,667.00	-	NIL	NIL	SUSTAINED
18	Inland Dry Port (IDP) in Isiala-Ngwa, Abia State.	22,316,667.00	-	NIL	NIL	SUSTAINED
19	Inland Dry Port (IDP) in Jos, Plateau State.	22,316,667.00	-	NIL	NIL	SUSTAINED
20	Container Freight Station (CFS) in Funtua, Katsina State.	22,316,667.00	-	NIL	NIL	SUSTAINED
21	Container Freight Station (CFS) in Ogwashi-Uku, Delta State.	71,000,000.00	14,145,516.00	56,582,064.00	56,582,064.00	SUSTAINED
22	Inland Container Deport (ICD) in Lolo, Kebbi State.	9,000,000.00	1,685,800.00	6,743,200.00	6,743,200.00	SUSTAINED
23	Inland Dry Port in Onitsha, Anambra State.	65,000,000.00	12,908,502.00	51,634,008.00	51,634,008.00	SUSTAINED
24	Inland Dry Port in Dagbolu, Osun State.	73,000,000.00	14,531,760.00	58,127,040.00	58,127,040.00	SUSTAINED
25	Truck Transit Park, Lokoja Kogi State.	45,000,000.00	-	41,000,000.00	41,000,000.00	SUSTAINED
26	Truck Transit Park, Obolo-Afor-Enugu State.	45,000,000.00	-	41,000,000.00	41,000,000.00	SUSTAINED
27	Truck Transit Park, Kaduna, Kaduna State.	45,000,000.00	-	NIL	NIL	SUSTAINED
28	Truck Transit Park, Katsina, Katsina State.	NIL	-	50,000,000.00	50,000,000.00	SUSTAINED

NIGERIAN SHIPPERS' COUNCIL
2017 CAPITAL BUDGET EXPENDITURE ESTIMATES

S/N	DESCRIPTION	2016 BUDGET APPROVED	2016 ACTUAL PERFORMANCE	2017 BUDGET PROPOSAL	COMMITTEE RECOMM.	REMARKS
		N	N	N		
	OTHER CAPITAL EXPENDITURES					
29	Purchase of Utility and Operational Vehicles	229,078,051.00	225,607,567.45	50,480,000.000	50,480,000.000	SUSTAINED
30	Replacement of Shippers Towers "A" Elevators (Otis) – 2 Nos.	NIL	-	160,000,000.00	160,000,000.00	SUSTAINED
31	Restructuring and Interior Redesign of Office – Lagos	125,680,000.00	11,382,092.50	97,985,160.00	97,985,160.00	SUSTAINED
32	Implementation of Cargo Tracking Note in Nigerian Seaports.	300,000,000.00	201,455,166.63	31,913,688.00	31,913,688.00	SUSTAINED
33	Purchase of Office Equipment	43,960,050.00	43,877,350.00	20,000,000.00	20,000,000.00	SUSTAINED
34	Purchase of Medical Equipment	15,000,000.00	4,050,000.00	10,500,000.00	10,500,000.00	SUSTAINED
35	Automation of Library Operations/Service.	10,000,000.00	-	NIL	NIL	SUSTAINED
36	Establishment of Mini-Library in Zonal Coordinating Office –	NIL	-	5,000,000.00	5,000,000.00	SUSTAINED
37	Acquisition & Installation of Security Equipment.	20,000,000.00	14,751,000.00	15,000,000.00	15,000,000.00	SUSTAINED
38	Establishment of Mini-Library in Abuja Liaison Office and Zonal Offices in Kano and Port Harcourt	15,000,000.00	13,045,987.50	NIL	NIL	SUSTAINED
39	Establishment of International Trade Resolution Centre	19,555,024.00	17,692,640.39	NIL	NIL	SUSTAINED
40	Purchase of Office Furniture	55,657,523.00	30,221,115.00	20,000,000.00	20,000,000.00	SUSTAINED
41	Purchase of Generating Sets	37,924,250.00	37,137,450.00	21,045,000.00	21,045,000.00	SUSTAINED
42	Corporate Social Responsibility (CSR)	237,000,000.00	236,201,761.00	325,000,000.00	325,000,000.00	SUSTAINED
43	Implementation of Renewable Energy (Solar/Inverter System) for Outstations.	NIL	-	25,000,000.00	25,000,000.00	SUSTAINED
44	NSC Visualization e-Portal / World Ports Gallery	20,000,000.00	19,800,000.00	10,000,000.00	10,000,000.00	SUSTAINED
45	Contribution to Cargo Defence Fund	10,000,000.00	4,000,000.00	NIL	NIL	SUSTAINED
46	Development of Information Sharing Technology for Head Office and Outstations Connectivity and Integration.	NIL	-	24,000,000.00	24,000,000.00	SUSTAINED
47	Implementation of Sea-Link between Nigeria and Sao-Tome and Principe and Equatorial Guinea	5,000,000.00	5,000,000.00	NIL	NIL	SUSTAINED
48	Development of TTP Lokoja, Kogi State.	NIL	-	130,500,000.00	130,500,000.00	SUSTAINED
49	Development of TTP Obolo-Afor, Enugu State.	NIL	-	134,500,000.00	134,500,000.00	SUSTAINED
50	Investment in National Single Window	NIL	-	1,500,000,000.00	1,500,000,000.00	SUSTAINED
	TOTAL	2,692,864,703.00	1,572,545,040.14	3,441,483,160.00	3,441,483,160.00	SUSTAINED

NIGERIAN SHIPPERS' COUNCIL
2017 STANDARDISED RECURRENT EXPENDITURE PROJECTION

BGT CON	SUB HD	DESCRIPTION	2016 BUDGET APPROVED	2016 ACTUAL PERFORMANCE	2017 BUDGET PROPOSAL	COMMITTEE RECOMM.	REMARKS
			N	N	N		
		PENSION AND GRATUITY					
		PENSION & OTHERS ALLOWANCES	1,555,951,775.15	679,777,008.99	1,288,542,084.26	1,288,542,084.26	SUSTAINED
200		WELFARE AND SPORTS					
	10	WELFARE PACKAGES	45,032,204.00	41,884,017.00	45,032,204.00	45,032,204.00	SUSTAINED
	12	MEDICAL EXPENSES - DRUGS	NIL	-	25,000,000.00	25,000,000.00	SUSTAINED
	13	MEDICAL EXPENSES - HOSPITALISATION	60,000,000.00	59,790,319.64	65,000,000.00	65,000,000.00	SUSTAINED
	14	SPORTS AND STAFF CLUB	5,700,000.00	4,937,322.00	20,000,000.00	20,000,000.00	SUSTAINED
	15	ENTERTAINMENT	15,914,000.00	8,987,947.00	10,914,000.00	10,914,000.00	SUSTAINED
	16	UNIFORM (NURSES, DRIVERS ETC.)	4,514,999.00	2,507,100.00	5,514,999.00	5,514,999.00	SUSTAINED
205		LOCAL TRAVELS AND TRANSPORT - GENERAL					SUSTAINED
	20	LOCAL TRAVELS AND TRANSPORT	480,127,800.00	457,241,009.68	475,127,800.00	475,127,800.00	SUSTAINED
	21	INTERNATIONAL TRAVELS & TRANSPORT	60,459,410.00	54,077,104.90	63,459,410.00	63,459,410.00	SUSTAINED
		RELOCATION/ALLOWANCE INLIEU OF HOTEL ACCOMMODATION	20,212,250.00	6,044,419.12	10,212,250.00	10,212,250.00	SUSTAINED
210		UTILITIES-GENERAL					
	30	ELECTRICITY	20,670,000.00	6,987,324.00	18,670,000.00	18,670,000.00	SUSTAINED
	31	TELEPHONE CHARGES	21,812,000.00	12,507,300.00	18,902,600.00	18,902,600.00	SUSTAINED
	32	OTHER UTILITY CHARGES (WATER)	8,162,080.00	-	2,462,727.00	2,462,727.00	SUSTAINED
215		MATERIALS AND SUPPLIES - GENERAL					SUSTAINED
	41	NEWSPAPERS AND PERIODICALS, FOREIGN JOURNALS & PUBLICATIONS & LIBRARY BOOKS	30,462,000.00	10,553,661.40	12,911,250.00	12,911,250.00	SUSTAINED
	42	COMPUTER MATERIALS	25,000,000.00	10,286,706.50	25,000,000.00	25,000,000.00	SUSTAINED
	43	PRINTING OF NON-SECURITY DOCUMENTS	4,922,400.00	1,254,575.00	4,922,400.00	4,922,400.00	SUSTAINED
	44	PRINTING OF SECURITY DOCUMENTS	5,270,540.00	-	10,000,540.00	10,000,540.00	SUSTAINED
220		MAINTENANCE SERVICES - GENERAL					SUSTAINED
	60	MAINTENANCE OF MOTOR VEHICLES	20,803,200.00	4,601,032.11	14,003,200.00	14,003,200.00	SUSTAINED
	61	MAINTENANCE OF OFFICE FURNITURE, EQUIPMENT & FITTINGS	10,176,000.00	6,599,789.50	7,503,743.28	7,503,743.28	SUSTAINED
	62	MAINTENANCE OF BUILDINGS - OFFICE	80,785,280.00	34,857,159.25	79,224,544.00	79,224,544.00	SUSTAINED
	63	MAINTENANCE OF COMPUTER EQUIPMENT	6,000,000.00	-	14,500,000.00	14,500,000.00	SUSTAINED
	64	MAINTENANCE OF GENERATING SETS	5,000,000.00	70,500.00	NIL	NIL	SUSTAINED
	65	MAINTENANCE OF GUEST HOUSE	4,400,000.00	417,200.00	NIL	NIL	SUSTAINED

NIGERIAN SHIPPERS' COUNCIL
2017 STANDARDISED RECURRENT EXPENDITURE PROJECTION

BGT CON	SUB HD	DESCRIPTION	2016 BUDGET APPROVED	2016 ACTUAL PERFORMANCE	2017 BUDGET PROPOSAL	COMMITTEE RECOMM.	REMARKS
			N	N	N		
225		TRAINING-GENERAL					
	80	LOCAL TRAINING (EXCLUDING TRAVG COSTS)	95,600,000.00	90,905,290.20	110,880,000.00	110,880,000.00	SUSTAINED
	81	LOCAL TRAINING (TRAVELS AND SUBSISTENCE)	70,570,000.00	64,211,900.00	85,660,000.00	85,660,000.00	SUSTAINED
	82	INTERNATIONAL TRAINING (EXCLUDING TRAVELLING COST)	50,734,195.00	23,536,225.00	71,883,624.00	71,883,624.00	SUSTAINED
	83	INTERNATIONAL TRAINING (TRAVELSANDSUBSISTENCE)	35,286,273.00	25,598,822.30	65,501,693.74	65,501,693.74	SUSTAINED
	84	CONFERENCES & SEMINARS	45,450,000.00	41,590,014.69	72,722,500.00	72,722,500.00	SUSTAINED
	85	IN-HOUSE ENLIGHTENMENT PROGRAMMES	10,000,000.00	9,831,850.00	10,500,000.00	10,500,000.00	SUSTAINED
230		ADMINISTRATIVE EXPENSES					SUSTAINED
	90	SECURITY SERVICES	53,940,000.00	28,171,500.00	53,940,000.00	53,940,000.00	SUSTAINED
	91	CLEANING & FUMIGATION	19,737,610.00	7,142,084.40	20,724,490.50	20,724,490.50	SUSTAINED
	92	RENT AND RATES	43,628,597.00	32,707,299.49	43,628,597.00	43,628,597.00	SUSTAINED
	94	ADVERT AND PUBLICITY	120,850,000.00	73,795,748.10	70,892,500.00	70,892,500.00	SUSTAINED
	95	EXHIBITIONS/TRADE FAIR EXPENSES	10,000,000.00	6,636,000.00	7,000,000.00	7,000,000.00	SUSTAINED
	96	HOTEL ACCOMODATION EXPENSES	45,623,500.00	45,498,083.56	30,904,675.00	30,904,675.00	SUSTAINED
	97	COMMISSION AND STAMP DUTIES	20,000,000.00	14,773,465.00	18,000,000.00	18,000,000.00	SUSTAINED
	98	POSTAGES AND COURIER	3,600,000.00	2,986,862.80	3,680,000.00	3,680,000.00	SUSTAINED
235		CONSULTING AND PROFESSIONAL SERVICES					SUSTAINED
	100	FINANCIAL CONSULTING	73,324,200.00	36,541,272.85	40,950,650.00	40,950,650.00	SUSTAINED
	101	TECHNICAL CONSULTING	80,000,000.00	49,574,210.44	72,000,000.00	72,000,000.00	SUSTAINED
	102	INFORMATION TECHNOLOGY FEES	45,192,638.00	39,940,125.00	40,092,638.00	40,092,638.00	SUSTAINED
	103	LEGAL AND CONTINGENT LIABILITY FEES	130,500,000.00	99,575,059.50	24,025,000.00	24,025,000.00	SUSTAINED
	105	AUDIT AND ACCOUNTANCY FEES	37,170,000.00	30,400,000.00	37,170,000.00	37,170,000.00	SUSTAINED
	106	OTHER PROFESSIONAL SERVICES	38,598,728.00	18,442,771.68	40,528,664.40	40,528,664.40	SUSTAINED
	107	RESEARCH AND DEVELOPMENT	75,310,000.00	67,865,065.00	66,310,000.00	66,310,000.00	SUSTAINED
	108	TRADED AT A BANK IMPLEMENTATION EXPENSES	2,000,000.00	-	1,500,000.00	1,500,000.00	SUSTAINED
	110	ICD/TTP CONSULTANCYFEES	40,000,000.00	-	38,000,000.00	38,000,000.00	SUSTAINED
240		FINANCIAL - GENERAL					SUSTAINED
	112	BANK CHARGES	3,100,574.00	606,629.00	1,255,602.70	1,255,602.70	SUSTAINED

NIGERIAN SHIPPERS' COUNCIL
2017 STANDARDISED RECURRENT EXPENDITURE PROJECTION

BGT CON	SUB HD	DESCRIPTION	2016 BUDGET APPROVED N	2016 ACTUAL PERFORMANCE N	2017 BUDGET PROPOSAL N	COMMITTEE RECOMM.	REMARKS
245		INSURANCE CHARGES					
	120	INSURANCE PREMIUM-LIFE & BURGLARY (BUILDING CONTENT)	11,262,361.00		8,702,395.38	8,702,395.38	SUSTAINED
	121	INSURANCE PREMIUM-GROUP LIFE	36,619,823.00		36,485,000.41	36,485,000.41	SUSTAINED
	122	INSURANCE PREMIUM-GROUP PERSONAL ACCIDENT	4,833,823.00		22,851,875.01	22,851,875.01	SUSTAINED
	123	INSURANCE PREMIUM-MOTOR VEHICLE	22,646,344.00		15,861,594.90	15,861,594.90	SUSTAINED
	124	INSURANCE PREMIUM-PLAN TALL RISK AND COMPUTERS	3,575,847.00		3,561,109.90	3,561,109.90	SUSTAINED
	125	INSURANCE PREMIUM-PUBLIC LIABILITY	3,753,447.00		177,600.00	177,600.00	SUSTAINED
250		FUEL & LIBRICANTS - GENERAL					
	130	MOTOR VEHICLE FUEL COST	25,410,000.00	19,420,822.00	32,115,000.00	32,115,000.00	SUSTAINED
	131	GENERATOR FUEL COST	10,000,000.00	8,397,150.00	NIL	NIL	SUSTAINED
255		MISCELLANEOUS EXPENSES					
	140	CONSUMABLE STORES	42,994,441.00	37,107,977.50	40,144,163.05	40,144,163.05	SUSTAINED
	141	BOARD EXPENSES	50,884,400.00		40,884,400.00	40,884,400.00	SUSTAINED
	142	SERVICOM EXPENSES	15,000,000.00	8,712,850.00	15,000,000.00	15,000,000.00	SUSTAINED
	143	ICD/TTP EXPENSES	20,000,000.00	17,424,700.00	12,500,000.00	12,500,000.00	SUSTAINED
	145	DEPARTMENTAL IMPREST	10,000,000.00	6,708,250.00	NIL	NIL	SUSTAINED
	147	ZONAL/PORTS/AREA OFFICES EXPENSES	86,000,000.00	85,239,037.62	102,000,000.00	102,000,000.00	SUSTAINED
	148	LIASION OFFICE (ABUJA) EXPENSES	20,000,000.00	3,500,000.00	16,000,000.00	16,000,000.00	SUSTAINED
	149	ACTU EXPENSES	6,910,379.00	1,343,250.00	7,055,897.95	7,055,897.95	SUSTAINED
	150	PROCUREMENT EXPENSES	7,500,000.00	4,366,300.00	15,000,000.00	15,000,000.00	SUSTAINED
255		GRANTS & CONTRIBUTION - GENERAL					
	160	CONTRIBUTION TO LOCAL ORGANISATIONS	30,780,000.00	19,670,095.00	35,100,000.00	35,100,000.00	SUSTAINED
	161	CONTRIBUTION/SUBSCRIPTIONS TO FOREIGN ORGANISATIONS	20,000,000.00	8,429,662.40	21,000,000.00	21,000,000.00	SUSTAINED
	162	OTHERS SUBSCRIPTIONS	11,243,000.00	8,362,250.05	11,805,150.00	11,805,150.00	SUSTAINED
260		RECURRENT PROGRAMMES					
	170	DEVELOPMENT & DISSEMINATION OF STANDARDS	85,000,000.00	35,503,929.80	41,084,000.00	41,084,000.00	SUSTAINED
	171	MONITORING & ENFORCEMENT OF STANDARDS	15,080,000.00	5,758,475.00	NIL	NIL	SUSTAINED
	172	MONITORING & COMPLIANCE OF PPP PROJECTS	10,000,000.00	1,816,100.00	NIL	NIL	SUSTAINED
	173	BUDGET/PROJECT MONITORING AND DEVALUATION	50,000,000.00	34,973,000.00	46,500,000.00	46,500,000.00	SUSTAINED
	174	STAKEHOLDERS' ENLIGHTENMENT & CAPACITY BUILDING PROGRAMME	200,000,000.00	194,265,948.25	155,000,000.00	155,000,000.00	SUSTAINED
	175	INTERNATIONAL MARITIME SEMINAR FOR JUDGES	85,000,000.00	75,629,645.78	NIL	NIL	SUSTAINED
	176	CONSULTATIONS WITH PROVIDERS & USERS OF SERVICES	100,000,000.00	82,958,682.00	40,366,300.00	40,366,300.00	SUSTAINED
	177	STAKEHOLDERS/SHIPPERS ASSOCIATION/TRADE GROUP ACTIVITIES	75,000,000.00	53,094,598.24	34,290,400.00	34,290,400.00	SUSTAINED
	178	DEVELOPMENT OF MEDIATION/ADR MECHANISM	5,000,000.00	3,630,200.00	NIL	NIL	SUSTAINED
	179	STATUTORY SECTORAL MEETINGS (REGIONAL AND SUB-REGIONAL)	50,000,000.00	49,760,983.95	54,500,000.00	54,500,000.00	SUSTAINED

NIGERIAN SHIPPERS' COUNCIL
2017 STANDARDISED RECURRENT EXPENDITURE PROJECTION

BGT CON	SUB HD	DESCRIPTION	2016 BUDGET APPROVED	2016 ACTUAL PERFORMANCE	2017 BUDGET PROPOSAL	COMMITTEE RECOMM.	REMARKS
			N	N	N		
	180	INTERNATIONAL SHIPPING CONFERENCE	40,399,108.00	-	23,419,063.40	23,419,063.40	SUSTAINED
	181	UNION OF AFRICAN SHIPPERS 'COUNCILS COMMITTEE I&II MEETINGS	32,315,208.00	27,356,900.00	20,000,000.00	20,000,000.00	SUSTAINED
	182	STRATEGIC PLANNING SESSION, OPERATIONAL AND LEADERSHIP DEVELOPMENT	25,021,504.00	12,481,590.00	30,021,504.00	30,021,504.00	SUSTAINED
		TOTAL	4,879,396,878.15	3,182,569,318.72	4,176,154,540.88	4,176,154,540.88	SUSTAINED

NATIONAL INLAND WATERWAYS AUTHORITY (NIWA)

2017 BUDGET PROPOSAL

**NATIONAL INLAND WATERWAYS AUTHORITY (NIWA)
2017 INTERNALLY GENERATED REVENUE**

EXECUTIVE SUMMARY

S/NO.	DETAILS	2016 BUDGET APPROVED =N=	2016 ACTUAL PERFORMANCE =N=	2017 BUDGET PROPOSAL =N=	COMMITTEE RECOMM.	REMARKS
1	PROJECTED REVENUE	2,520,000,150.00	990,729,991.92	2,550,000,000.00	2,550,000,000.00	SUSTAINED
2	EXPENDITURE					
	i. RECURRENT	920,065,150.00	395,362,498.48	1,167,500,000.00	1,167,500,000.00	SUSTAINED
	ii. CAPITAL	969,935,000.00	85,538,721.97	1,382,500,000.00	1,382,500,000.00	SUSTAINED
	OPERATING SURPLUS	630,000,000.00	223,661,670.76			
	TOTAL	2,520,000,150.00	990,729,991.92	2,550,000,000.00	2,550,000,000.00	SUSTAINED

**NATIONAL INLAND WATERWAYS AUTHORITY (NIWA)
2017 PROPOSED INTERNALLY GENERATED REVENUE**

CODE	SOURCE OF INCOME	2016 BUDGET APPROVED =N=	2016 ACTUAL PERFORMANCE =N=	2017 BUDGET PROPOSAL =N=	COMMITTEE RECOMM.	REMARKS
1	Right of Way	1,240,000,000.00	431,638,737.42	1,240,000,000.00	1,240,000,000.00	SUSTAINED
2	Dredging	702,000,000.00	180,645,251.00	652,000,000.00	652,000,000.00	SUSTAINED
3	Dockyard Services	42,000,000.00	999,300.00	127,000,000.00	127,000,000.00	SUSTAINED
4	Operational permits & Certifications	250,000,000.00	183,700,988.50	250,000,000.00	250,000,000.00	SUSTAINED
5	Lease of Properties	100,000,000.00	154,007,900.00	150,000,000.00	150,000,000.00	SUSTAINED
6	Harbort / Berthing	36,000,000.00	31,098,815.00	100,000,000.00	100,000,000.00	SUSTAINED
7	Advertisement	42,000,000.00	989,000,000.00	5,000,000.00	5,000,000.00	SUSTAINED
8	Tourism	36,000,000.00	-	2,000,000.00	2,000,000.00	SUSTAINED
9	Consultancy Services	48,000,000.00	1,230,000.00	10,000,000.00	10,000,000.00	SUSTAINED
10	River Guide / Pilotage	12,000,000.00	-	2,000,000.00	2,000,000.00	SUSTAINED
11	Tender Documentation	12,000,000.00	6,420,000.00	12,000,000.00	12,000,000.00	SUSTAINED
	TOTAL	2,520,000,150.00	990,729,991.92	2,550,000,000.00	2,550,000,000.00	SUSTAINED

**NATIONAL INLAND WATERWAYS AUTHORITY (NIWA)
2017 RECURRENT EXPENDITURE**

S/NO.	DETAILS	2016 BUDGET APPROVED =N=	2016 ACTUAL PERFORMANCE =N=	2017 BUDGET PROPOSAL =N=	COMMITTEE RECOMM.	REMARKS
R1	General Security on Waterways (Wages, Allowances and Hardware)	175,000,000.00	161,578,582.97	300,000,000.00	300,000,000.00	SUSTAINED
R2	Local Travels and Tours	85,000,000.00	34,638,143.54	150,000,000.00	150,000,000.00	SUSTAINED
R3	Utility Services	15,000,000.00	6,962,369.68	15,000,000.00	15,000,000.00	SUSTAINED
R4	Stationeries and Store-General	15,297,600.00	6,951,994.00	32,000,000.00	32,000,000.00	SUSTAINED
R5	Maintenance of Office Furniture and Equipment	6,000,000.00	757,740.00	6,000,000.00	6,000,000.00	SUSTAINED
R6	Repairs/Maintenance of Motor Vehicles (Operational Vehicles - Headquarters and Area Offices)	18,000,000.00	10,707,292.50	50,000,000.00	50,000,000.00	SUSTAINED
R7	Consultancy Services	29,950,800.00	29,780,000.00	30,000,000.00	30,000,000.00	SUSTAINED
R8	Contributions/Subventions/Remittance	30,000,000.00	13,773,758.90	30,000,000.00	30,000,000.00	SUSTAINED
R9	Staff Training	37,000,000.00	20,608,500.00	50,000,000.00	50,000,000.00	SUSTAINED
R10	Entertainment	12,000,000.00	1,740,600.00	12,000,000.00	12,000,000.00	SUSTAINED
R11	Miscellaneous Expenses	10,000,000.00	9,767,521.00	27,728,000.00	27,728,000.00	SUSTAINED
R12	Summits/Conferences/Meetings and NIWA ICE (National and Foreign)	32,500,750.00	-	100,000,000.00	100,000,000.00	SUSTAINED
R13	Sentization and Enlightenment Programmes	30,000,000.00	-	37,000,000.00	37,000,000.00	SUSTAINED
R14	Running/ Maintenance/Repair of River Crafts and Generators	57,832,400.00	1,377,400.00	30,000,000.00	30,000,000.00	SUSTAINED
R15	Project Monitoring and Evaluation	24,950,800.00	2,000,000.00	20,000,000.00	20,000,000.00	SUSTAINED
R16	Health, Safety & Environment Programmes	10,532,800.00	4,160,450.00	10,000,000.00	10,000,000.00	SUSTAINED
R17	Legal and Other Professional Services	45,000,000.00	10,515,720.00	30,000,000.00	30,000,000.00	SUSTAINED
R18	HIV/AIDS Sentization Programme on Inland Waterways	5,500,000.00	3,321,000.00	5,000,000.00	5,000,000.00	SUSTAINED
R19	Insurance of NIEWA Properties	2,500,000.00	-	50,000,000.00	50,000,000.00	SUSTAINED
R20	Library Professional Books & Periodical	14,000,000.00	-	5,000,000.00	5,000,000.00	SUSTAINED
R21	SERVICOM (NIWA)	7,000,000.00	-	2,500,000.00	2,500,000.00	SUSTAINED
R22	Anti-Corruption and Transparency Unit	4,000,000.00	1,491,000.00	2,500,000.00	2,500,000.00	SUSTAINED
R23	Publicity and Adverts/Newspapers and Public Relations	30,000,000.00	4,505,780.00	25,000,000.00	25,000,000.00	SUSTAINED
R24	Annual Subscription for Internet Service	38,000,000.00	-	10,000,000.00	10,000,000.00	SUSTAINED
R25	Staff Welfare	150,000,000.00	60,549,546.51	80,000,000.00	80,000,000.00	SUSTAINED
R26	Research & Development (RIS)	35,000,000.00	10,175,099.38	10,000,000.00	10,000,000.00	SUSTAINED
R27	Payment for Cleaning & Security Service	-	-	37,772,000.00	37,772,000.00	SUSTAINED
R28	Annual Planning and Budget Preparation Progress	-	-	10,000,000.00	10,000,000.00	SUSTAINED
	TOTAL	920,065,150.00	395,362,498.48	1,167,500,000.00	1,167,500,000.00	SUSTAINED

**NATIONAL INLAND WATERWAYS AUTHORITY (NIWA)
2017 CAPITAL EXPENDITURE**

S/NO.	DETAILS	2016 BUDGET APPROVED =N=	2016 ACTUAL PERFORMANCE =N=	2017 BUDGET PROPOSAL =N=	COMMITTEE RECOMM.	REMARKS
C1	Construction/Rehabilitaiton of Building (Headquarters and Area Offices)	128,000,000.00	82,715,721.97	250,000,000.00	250,000,000.00	SUSTAINED
C2	Establishment of Project Management Date Base	-		50,000,000.00	50,000,000.00	SUSTAINED
C3	Purchase of Office Furniture and Equipmment	15,688,800.00	2,554,000.00	35,000,000.00	35,000,000.00	SUSTAINED
C4	Computerization of Accounting System	20,000,000.00	269,000.00	50,000,000.00	50,000,000.00	SUSTAINED
C5	Fire Fighting and Safety Equipment	-	-	20,000,000.00	20,000,000.00	SUSTAINED
C6	Community Based Projects in Area Offices and Commercial Hall in Lokoja	124,000,000.00	-	100,000,000.00	100,000,000.00	SUSTAINED
C7	Clearing of Water Hyacinth (Mechanical and Manual)	86,267,250.00	-	260,000,000.00	260,000,000.00	SUSTAINED
C8	Floating Mobile Workshop (1)	30,000,000.00	-	5,000,000.00	5,000,000.00	SUSTAINED
C9	Purchase and Installation fo Generating Sets and Power Inverters, Solar Energy	20,000,000.00	-	40,000,000.00	40,000,000.00	SUSTAINED
C10	Mapping of NIWA Right of Way/Landed Properties and Consumables	28,626,400.00	-	50,000,000.00	50,000,000.00	SUSTAINED
C11	Environmental, Assessment Mitigation, etc.	70,226,400.00	-	50,000,000.00	50,000,000.00	SUSTAINED
C12	Sediment Transport Studies	-	-	25,000,000.00	25,000,000.00	SUSTAINED
C13	Discharge Measurement	25,000,000.00	-	25,000,000.00	25,000,000.00	SUSTAINED
C14	Rehabilitation of NIWA Infrastructures (Lokoja & Warri Dockyards)	230,000,000.00	-	230,000,000.00	230,000,000.00	SUSTAINED
C15	Supply and Installation of ICT Equipment at NIWA Hqts/Area Offices	42,500,000.00	-	42,500,000.00	42,500,000.00	SUSTAINED
C16	Procurement of Health Clinic Equipment, Ambulance, Dispensable/Consumables.	25,000,000.00	-	50,000,000.00	50,000,000.00	SUSTAINED
C17	Maintenance Dredging	100,000,000.00	-	100,000,000.00	100,000,000.00	SUSTAINED
	TOTAL	945,308,850.00	-	1,382,500,000.00	1,382,500,000.00	SUSTAINED

**MARTIME ACADEMY OF NIGERIA
(MAN-ORON)**

2017 BUDGET PROPOSAL

MAN - ORON

2017 STATEMENT OF REVENUE AND THEIR SOURCES (GRANTS AND IGR)						
S/No	REVENUE SOURCES	2016 APPROVED BUDGET =N=	2016 ACTUAL PERFORMANCE =N=	2017 BUDGET PROPOSAL =N=	COMMITTEE RECOMM.	REMARKS
1	GRANTS AND AIDS					
a	5% NIMASA Allocation/Special Intervention Grant	4,864,861,633.48	2,205,717,652.44	9,096,381,187.00	9,096,381,187.00	SUSTAINED
b	MOWCA (Maritime Organisation of West and Central Africa) Grants	500,000,000.00	-	200,000,000.00	200,000,000.00	SUSTAINED
2	INTERNALLY GENERATED REVENUE (IGR)					SUSTAINED
a	Short Courses	300,000,000.00	209,718,030.00	280,000,000.00	280,000,000.00	SUSTAINED
b	Cadets/ Students' Fees	527,000,000.00	248,924,090.00	300,000,000.00	300,000,000.00	SUSTAINED
c	Others (Miscellaneous)	20,000,000.00	751,680.80	10,000,000.00	10,000,000.00	SUSTAINED
	Total	6,268,861,633.48	3,704,437,003.29	9,886,381,187.00	9,886,381,187.00	SUSTAINED
1	Note: 5% NIMASA FUND					
	Arrears Due to the Academy as per 2016 Budget Approval (3,000,000,000 -843,556,020)	1,864,861,633.48		2,156,443,980.00	2,156,443,980.00	SUSTAINED
	Special Intervention			500,000,000.00	500,000,000.00	SUSTAINED
	Projection for 2017	300,000,000.00		6,439,937,207.00	6,439,937,207.00	SUSTAINED
		4,864,861,633.48		9,096,381,187.00	9,096,381,187.00	SUSTAINED

This represents Special Intervention grant approved in 2013 from NIMASA, of which N1,000,000,000.00 was released in 2013 and N500,000,000.00 in 2015.

MAN - ORON

2017 RECURRENT EXPENDITURE ESTIMATES - I.G.R. FUNDED						
S/N	PROJECT DESCRIPTION	2016 APPROVED BUDGET =N=	2016 ACTUAL PERFORMANCE =N=	2017 BUDGET PROPOSAL =N=	COMMITTEE RECOMM.	REMARKS
1	NBTE Re-Accreditation of ND & HND Nautical, ND Marine Meterology, ND Boat & Ship Building and ND, HND Marine Engineering Courses, (this include NBTE Accreditation fees, Honourarium to External Resource persons, logistics and Accommodation)			15,000,000.00	15,000,000.00	SUSTAINED
2	Review of the Academy's quality Manual as required by STCW and Approval of STCW Mandatory courses (this includes Meetings, secretariat cost, external Resource persons, cost of venue, proof readers' Honourarium, etc).	22,000,000.00		15,000,000.00	15,000,000.00	SUSTAINED
3	Development of Curricula for certification of class 2/1, Certificate of Competency, Review of Sea fearers Training Curricula in line with STCW 2010 Amendments	15,000,000.00		15,000,000.00	15,000,000.00	SUSTAINED
4	Reasearch into International Best Practices and Methodologies in Marine Education and Training, Research into developments in the International Conventions on Standards of Training, Certification and Watchkeeping for Sea Farers (STCW) and other Maritime Industry and Ports operational practices.	25,493,230.90		15,493,230.90	15,493,230.90	SUSTAINED
5	Maintenance of Operational Vehicles and Generators	113,070,000.00		386,070,000.00	386,070,000.00	SUSTAINED
a	Provision for Petrol	21,120,000.00		86,120,000.00	86,120,000.00	SUSTAINED
b	Provision for Diesel (Academy is solely operating on Generators	84,000,000.00		252,000,000.00	252,000,000.00	SUSTAINED
c	Provision for Lubricants and servicing of Generators	7,950,000.00		47,950,000.00	47,950,000.00	SUSTAINED
6	Library and Periodicals	5,000,000.00		15,000,000.00	15,000,000.00	SUSTAINED
7	Fueling and Maintenance of Training Capsules and Boats	10,000,000.00		40,000,000.00	40,000,000.00	SUSTAINED
8	Maintenance of Male and Female Cadets' Hostels	170,000,000.00		148,000,000.00	148,000,000.00	SUSTAINED
9	Upkeep of Regimental Unit (Nigerian Naval Personnel in line with the enabling Act and International best practices at the rate of N1,330,300.00 per month	15,960,000.00		15,960,000.00	15,960,000.00	SUSTAINED
10	Payment of Rent for Abuja Liaison Office, Study centres at Porthacourt and Calabar	15,000,000.00		15,000,000.00	15,000,000.00	SUSTAINED

MAN - ORON

2017 RECURRENT EXPENDITURE ESTIMATES - I.G.R. FUNDED

S/N	PROJECT DESCRIPTION	2016 APPROVED BUDGET =N=	2016 ACTUAL PERFORMANCE =N=	2017 BUDGET PROPOSAL =N=	COMMITTEE RECOMM.	REMARKS
11	AUGMENTATION OF PERSONNEL COST	389,273,872.48		1,052,596,924.60	1,052,596,924.60	SUSTAINED
a	Payment of Perculiar Allowance (Being part of staff monthly salary not in FGN appropriation) as approved by salaries and wages commission	306,000,000.00		360,787,207.00	360,787,207.00	SUSTAINED
b	Payment of Arrears of Perculiar Allowance (Jan 2014 to Feb; 2015)	9,850,122.48		300,000,000.00	300,000,000.00	SUSTAINED
c	Payment of Arrears of Newly Employed Staff (66 Staff, Jan. to Sept; 2016)	5,423,750,000.00		85,430,000.00	85,430,000.00	SUSTAINED
d	Payment for Adjunct Lecturers (7 persons x N152,977.65x12 months)	-		12,850,122.60	12,850,122.60	SUSTAINED
e	Payment of Seamanship Allowance for Seafarers (N790,000 x 12 months)	-		9,480,000.00	9,480,000.00	SUSTAINED
f	Payment of Contract staff salary	-		128,880,000.00	128,880,000.00	SUSTAINED
g	Sabbatical Leave for 8 Professionals	48,000,000.00		23,943,750.00	23,943,750.00	SUSTAINED
h	Pre-retirement Benefits to Staff	20,000,000.00		15,000,000.00	15,000,000.00	SUSTAINED
i	Staff Welfare	-		60,000,000.00	60,000,000.00	SUSTAINED
j	Provisions for payment of staff promotion benefits (staff benefits and allowances not captured in FGN appropriation)	-		56,225,845.00	56,225,845.00	SUSTAINED
12	AUGMENTATION OF OVERHEAD COST -	612,500,000.00		1,082,800,000.00	1,082,800,000.00	SUSTAINED
a	Maintenance of Staff Quarters					SUSTAINED
i.	Senior Staff Quarters	57,500,000.00		85,000,000.00	85,000,000.00	SUSTAINED
ii.	Junior Staff Quarters	60,000,000.00		70,000,000.00	70,000,000.00	SUSTAINED
iii.	Classrooms Blocks (Phase 1)	57,500,000.00		75,000,000.00	75,000,000.00	SUSTAINED
iv.	Classrooms Blocks (Phase 2)	57,500,000.00		75,000,000.00	75,000,000.00	SUSTAINED
b	Preparatory Meeting for POP and POP proper	50,000,000.00		85,800,000.00	85,800,000.00	SUSTAINED
c	Travelling and Transport for staff and within Nigeria	185,000,000.00		175,000,000.00	175,000,000.00	SUSTAINED
d	Purchase of Stationeries and other office consumables	20,000,000.00		85,000,000.00	85,000,000.00	SUSTAINED
e	Purchase Office Furniture, Fittings and Equipment	20,000,000.00		80,000,000.00	80,000,000.00	SUSTAINED
f	Insurance of Vehicles and other Government Property (Buildings, Boats, Training Equipment etc)	30,000,000.00		50,000,000.00	50,000,000.00	SUSTAINED
g	Printing of Security Documents:	75,000,000.00		-	-	SUSTAINED
i.	Certificate	-		50,000,000.00	50,000,000.00	SUSTAINED

MAN - ORON

2017 RECURRENT EXPENDITURE ESTIMATES - I.G.R. FUNDED

S/N	PROJECT DESCRIPTION	2016 APPROVED BUDGET =N=	2016 ACTUAL PERFORMANCE =N=	2017 BUDGET PROPOSAL =N=	COMMITTEE RECOMM.	REMARKS
	ii. Seals and others	-		50,000,000.00	50,000,000.00	SUSTAINED
h	Provision for foreign travels for sourcing of Seatime training for graduate cadets	-		202,000,000.00	202,000,000.00	SUSTAINED
13	PAYMENT OF OUTSOURCED SECURITY AND CLEANING SERVICES	221,836,000.00		229,736,000.00	229,736,000.00	SUSTAINED
i.	Security Services at MAN, Oron Main Campus (phases 1,2&3)	45,912,000.00		45,912,000.00	45,912,000.00	SUSTAINED
ii.	Security Services at MAN, Oron Liaison offices and study centres (Lagos, Abuja, Port Harcourt and Calabar)	10,000,000.00		10,000,000.00	10,000,000.00	SUSTAINED
iii.	Cleaning of Academy's offices and classrooms	35,000,000.00		51,000,000.00	51,000,000.00	SUSTAINED
iv.	Cleaning of the Main campus surroundings (Phases 1,2&3), down to Boat yard	130,924,000.00		122,824,000.00	122,824,000.00	SUSTAINED
14	HUMAN CAPACITY DEVELOPMENT/ TRAIN THE TRAINER	306,142,100.00		716,766,255.00	716,766,255.00	SUSTAINED
a	Training of Academic staff for Ph.D Programme (in view of the upgrading of the school to degree awarding status, 6 staff at N5,000,000	30,000,000.00		60,000,000.00	60,000,000.00	SUSTAINED
b	Mandatory Training in various Professional Bodies (Training the Trainer programme) 20 senior staff @N657,500 per person per annum	13,150,000.00		26,300,000.00	26,300,000.00	SUSTAINED
c	Training of Academic staff for Masters Programme (Train the Trainer programme) 14 staff @ N2,500,000	35,000,000.00		70,000,000.00	70,000,000.00	SUSTAINED
d	Train the Trainer on RADAR/ARPA, GMDSS, ECDIS Simulator system	-		108,500,000.00	108,500,000.00	SUSTAINED
e	Training for COC	3,415,100.00		3,415,100.00	3,415,100.00	SUSTAINED
f	Mobil COXSWAIN Training	5,477,000.00		5,477,000.00	5,477,000.00	SUSTAINED
g	Refilling of N2 and CO2	2,100,000.00		3,300,000.00	3,300,000.00	SUSTAINED
h	Purchase of Teaching Aids	10,000,000.00		59,000,000.00	59,000,000.00	SUSTAINED
i	Production of Teaching materials, Academic Newsletters and other Secretariat cost	7,000,000.00		7,000,000.00	7,000,000.00	SUSTAINED
j	Staff Training and Workshops	50,000,000.00		143,775,155.00	143,775,155.00	SUSTAINED
k	Train the trainer towards HUET/BOSIET	50,000,000.00		50,000,000.00	50,000,000.00	SUSTAINED
l	Consultancy and provision of HUET/ BOSIET Training facilities	50,000,000.00		50,000,000.00	50,000,000.00	SUSTAINED
m	Design and Construction HUET facilities for Cadets	50,000,000.00		50,000,000.00	50,000,000.00	SUSTAINED

MAN - ORON

2017 RECURRENT EXPENDITURE ESTIMATES - I.G.R. FUNDED						
S/N	PROJECT DESCRIPTION	2016 APPROVED BUDGET =N=	2016 ACTUAL PERFORMANCE =N=	2017 BUDGET PROPOSAL =N=	COMMITTEE RECOMM.	REMARKS
n	Martime stakeholders retreat	-		30,000,000.00	30,000,000.00	SUSTAINED
o	International Conferences, Meetings and Workshops (IMO, OTO etc)	-		50,000,000.00	50,000,000.00	SUSTAINED
15	CONDUCT OF COURSE PROPER	31,593,950.00		30,000,000.00	30,000,000.00	SUSTAINED
a	Training - Youth Empowerment	17,829,950.00		17,829,950.00	17,829,950.00	SUSTAINED
b	Training for OTF	13,764,000.00		12,970,000.00	12,970,000.00	SUSTAINED
16	Cadets' Welfare and Feeding	242,800,000.00		232,800,000.00	232,800,000.00	SUSTAINED
17	Cadets' Educational Tours, SIWES, Field Trips, etc	35,000,000.00		35,000,000.00	35,000,000.00	SUSTAINED
18	Insurance of Cadets	7,280,000.00		8,280,000.00	8,280,000.00	SUSTAINED
19	Medicals for Cadets (Procurement of Drugs, First Aid Materials, etc.)	19,600,000.00		19,600,000.00	19,600,000.00	SUSTAINED
20	Provision for Financial Charges	-		70,214,000.00	70,214,000.00	SUSTAINED
21	Remittance to CRF: 25% on Short Courses Revenue (.25x280,000,000)	75,000,000.00		70,000,000.00	70,000,000.00	SUSTAINED
	TOTAL			4,229,116,360.50	4,229,116,360.50	SUSTAINED

MAN - ORON
2017 CAPITAL EXPENDITURE ESTIMATES I.G.R. FUNDED

S/NO	PROJECT DESCRIPTION	2016 APPROVED BUDGET =N=	2016 ACTUAL PERFORMANCE =N=	2017 BUDGET PROPOSAL =N=	COMMITTEE RECOMM.	REMARKS
1	(a) Provision for the Completion of on-going projects	2,635,131,736.00		1,545,362,128.52	1,545,362,128.52	SUSTAINED
	(b) Payment for the installation of 360 full mission simulation system (existing)			180,000,000.00	180,000,000.00	SUSTAINED
2	Construction of Simulator Complex Building	15,000,000.00		192,073,348.99	192,073,348.99	SUSTAINED
3	Construction of SSTC Complex for Training of COC candidates	15,000,000.00		191,728,348.90	191,728,348.90	SUSTAINED
4	Provision of STCW Mandatory and recommended Simulators and other training Equipment for training of Seafarers	25,750,000.00				SUSTAINED
	Procurement of RADAR/ARPA, GMDSS, ECDIS	180,760,000.00		221,796,000.00	221,796,000.00	SUSTAINED
	Procurement of Machinery and other training facilities for COC students	25,000,000.00		141,000,000.00	141,000,000.00	SUSTAINED
	Procurement of Engine room Simulators	75,895,000.00		162,895,000.00	162,895,000.00	SUSTAINED
	Provision of inverter Batteries for Simulators	10,000,000.00				SUSTAINED
	(i) For Simulators complex			40,570,000.00	40,570,000.00	SUSTAINED
	(ii) ICT/Library and Resource Centre			40,000,000.00	40,000,000.00	SUSTAINED
	(iii) Admin Block			30,000,000.00	30,000,000.00	SUSTAINED
	Provision of additional equipment with installation and training of Technologists in:					SUSTAINED
	(i) Marine Engineering Laboratory			48,000,000.00	48,000,000.00	SUSTAINED
	(ii) Marine Engineering Workshop			38,500,000.00	38,500,000.00	SUSTAINED
	(iii) For Physics Laboratory			42,250,000.00	42,250,000.00	SUSTAINED
5	Procurement and Installation of Towing Tank for School of Engineering Cadets	-		130,000,000.00	130,000,000.00	SUSTAINED
6	Completion and Furnishing of the Newly constructed 200 male cadets' Hostel	-		175,000,000.00	175,000,000.00	SUSTAINED
7	Purchase of official vehicles for Rector	20,000,000.00		30,540,000.00	30,540,000.00	SUSTAINED
8	Purchase of 2 Nos. project vehicles	20,000,000.00		20,000,000.00	20,000,000.00	SUSTAINED
9	Procurement, Bursary, & Academic Registry)	-		36,000,000.00	36,000,000.00	SUSTAINED
10	Provision for Community Development Projects	-		130,000,000.00	130,000,000.00	SUSTAINED
11	Cadets' Uniform and Kittings	122,300,000.00		122,300,000.00	122,300,000.00	SUSTAINED
12	Procurement of Textbooks for Academy's Central Library	15,000,000.00		205,176,903.00	205,176,903.00	SUSTAINED
13	Setting up of Huet Training facilities to meet Opito Standard	250,000,000.00		250,000,000.00	250,000,000.00	SUSTAINED
14	Construction of swimming Pool for MSD Programme	150,000,000.00		136,228,425.30	136,228,425.30	SUSTAINED
15	Physical Fitness	36,000,000.00		163,994,800.00	163,994,800.00	SUSTAINED
16	Construction of Road 12 (0.60km)	-		102,005,400.75	102,005,400.75	SUSTAINED

MAN - ORON
2017 CAPITAL EXPENDITURE ESTIMATES I.G.R. FUNDED

S/NO	PROJECT DESCRIPTION	2016 APPROVED BUDGET =N=	2016 ACTUAL PERFORMANCE =N=	2017 BUDGET PROPOSAL =N=	COMMITTEE RECOMM.	REMARKS
17	Construction of Road 13 (0.60km)	-		102,985,431.20	102,985,431.20	SUSTAINED
18	Construction of Road 15 (0.87km)	-		123,895,700.00	123,895,700.00	SUSTAINED
19	Construction of Road 17 (0.79km)	-		121,994,800.00	121,994,800.00	SUSTAINED
20	Construction of Road 18 (0.67 km)	-		104,968,540.14	104,968,540.14	SUSTAINED
21	Consultancy for the provision of Seatime placement for (batch 1) 80 nos. graduates Cadets (Turkey/Europe)			828,000,000.00	828,000,000.00	SUSTAINED
	Total	3,910,412,736.00		5,657,264,827.50	5,657,264,827.50	SUSTAINED

**COUNCIL FOR THE REGULATION OF FREIGHT
FORWARDING IN NIGERIA (CRFFN)**

2017 BUDGET PROPOSAL

COUNCIL FOR THE REGULATION OF FREIGHT FORWARDING IN NIGERIA (CRFFN)
2017 BUDGET
SUMMARY

S/No.	DETAILS	2016 BUDGET APPROVED =N=	2016 ACTUAL PERFORMANCE =N=	2017 BUDGET PROPOSAL =N=	COMMITTEE RECOMM.	REMARKS
1	PROPOSED INTERNALLY GENERATED REVENUE	2,773,291,764.65		2,773,291,764.65	2,773,291,764.65	SUSTAINED
2	OVERHEAD COST	1,856,477,083.00		1,856,477,083.00	1,856,477,083.00	SUSTAINED
3	CAPITAL COST	963,772,260.00		963,772,260.00	963,772,260.00	SUSTAINED

COUNCIL FOR THE REGULATION OF FREIGHT FORWARDING IN NIGERIA
2017 BUDGET PROPOSAL
CAPITAL COST

S/No	ITEM	2016 BUDGET APPROVED =N=	2016 ACTUAL PERFORMANCE =N=	2017 BUDGET PROPOSAL =N=	COMMITTEE RECOMM.	REMARKS
1	Purchase of Office Equipments (Computers, Photocopying Machines, Scanners, Fans etc in Apapa, Kano, Port Harcourt, Abuja and outpost offices.	28,570,000.00		28,570,000.00	28,570,000.00	SUSTAINED
2	Purchase of Safety and Security Equipments in Eight (8) Nos, field offices Apapa, Cargo Terminal, MMIA Lagos, Cargo Terminal AMIA Kano, Cargo Terminal International Terminal Port Harcourt, Calabar Port, Onne, Port Harcourt, Warri Port Delta State, Kano and Kaduna Inland Container Depots.	18,412,260.00		18,412,260.00	18,412,260.00	SUSTAINED
3	Human Capital Developmetn (Staff Training)	70,200,000.00		70,200,000.00	70,200,000.00	SUSTAINED
4	Purchase of Oeprational vehicles (Ten (10) Toyota Hilux)	173,400,000.00		173,400,000.00	173,400,000.00	SUSTAINED
5	Purchase of Utility Vehicles (Pool Vehicles) Twelve (12)	125,250,000.00		125,250,000.00	125,250,000.00	SUSTAINED
6	Renting of Office Spaces in Lagos, Port Harcourt, Apapa	348,240,000.00		348,240,000.00	348,240,000.00	SUSTAINED
7	Purchase of office Furniture and Fittings	49,700,000.00		49,700,000.00	49,700,000.00	SUSTAINED
8	Purchase of plant and Inverters for HQ and Zonal offices	150,000,000.00		150,000,000.00	150,000,000.00	SUSTAINED
	TOTAL	963,772,260.00		963,772,260.00	963,772,260.00	SUSTAINED

COUNCIL FOR THE REGULATION OF FREIGHT FORWARDING IN NIGERIA
2017 BUDGET PROPOSAL
OVERHEAD COST

S/No.	ITEM	2016 BUDGET APPROVED =N=	2016 ACTUAL PERFORMANCE =N=	2017 BUDGET PROPOSAL =N=	COMMITTEE RECOMM.	REMARKS
1	Local Travels and Transport	63,760,000.00		63,760,000.00	63,760,000.00	SUSTAINED
2	International Travel & Transport	75,609,474.00		75,609,474.00	75,609,474.00	SUSTAINED
3	Electricity Charges	6,840,000.00		6,840,000.00	6,840,000.00	SUSTAINED
4	Telephone & Postal Charges	3,120,000.00		3,120,000.00	3,120,000.00	SUSTAINED
5	Internet Access Charges	3,468,000.00		3,468,000.00	3,468,000.00	SUSTAINED
6	Maintenance of Motor Vehicles	8,100,000.00		8,100,000.00	8,100,000.00	SUSTAINED
7	Maintenance of Office Furniture	5,670,000.00		5,670,000.00	5,670,000.00	SUSTAINED
8	Maintenance of Buildings	8,255,000.00		8,255,000.00	8,255,000.00	SUSTAINED
9	Maintenance of Plants & Generators	6,600,000.00		6,600,000.00	6,600,000.00	SUSTAINED
10	Maintenance of Office/IT Equipment	4,400,000.00		4,400,000.00	4,400,000.00	SUSTAINED
11	International Training	45,570,000.00		45,570,000.00	45,570,000.00	SUSTAINED
12	Local Training	111,040,000.00		111,040,000.00	111,040,000.00	SUSTAINED
13	Office Rent	11,650,000.00		11,650,000.00	11,650,000.00	SUSTAINED
14	Cleaning and Fumigation Services	6,800,000.00		6,800,000.00	6,800,000.00	SUSTAINED
15	Motor Vehicles Fuel Cost	8,388,000.00		8,388,000.00	8,388,000.00	SUSTAINED
16	Plant, Generator / Other Equipments Fuel Cost	14,488,000.00		14,488,000.00	14,488,000.00	SUSTAINED
17	Security Services cost	15,120,000.00		15,120,000.00	15,120,000.00	SUSTAINED
18	Subscription to Professional Bodies	13,000,000.00		13,000,000.00	13,000,000.00	SUSTAINED
19	Financial Consulting	23,928,342.00		23,928,342.00	23,928,342.00	SUSTAINED
20	Legal Services	95,150,000.00		95,150,000.00	95,150,000.00	SUSTAINED
21	ICT Consulting	8,480,000.00		8,480,000.00	8,480,000.00	SUSTAINED
22	Water Rates	2,760,000.00		2,760,000.00	2,760,000.00	SUSTAINED
23	Insurance Services	26,233,250.00		26,233,250.00	26,233,250.00	SUSTAINED
24	Printing & Stationery	943,000.00		943,000.00	943,000.00	SUSTAINED
25	Newspapers, Magazines/Periodicals	3,800,000.00		3,800,000.00	3,800,000.00	SUSTAINED
26	Printing of Security Documents	50,300,000.00		50,300,000.00	50,300,000.00	SUSTAINED
27	Servicom/Anti-Corruption Units	6,600,000.00		6,600,000.00	6,600,000.00	SUSTAINED
28	Honourarium & Sitting Publicity	96,976,400.00		96,976,400.00	96,976,400.00	SUSTAINED
29	Advertisement & Publicity	29,632,000.00		29,632,000.00	29,632,000.00	SUSTAINED
30	Donations/Gifts	2,500,000.00		2,500,000.00	2,500,000.00	SUSTAINED

COUNCIL FOR THE REGULATION OF FREIGHT FORWARDING IN NIGERIA
2017 BUDGET PROPOSAL
OVERHEAD COST

S/No.	ITEM	2016 BUDGET APPROVED =N=	2016 ACTUAL PERFORMANCE =N=	2017 BUDGET PROPOSAL =N=	COMMITTEE RECOMM.	REMARKS
31	Subventions Associations	970,652,117.00		970,652,117.00	970,652,117.00	SUSTAINED
32	Subventions to Nigeria Institute of Frieght Forwarding	100,000,000.00		100,000,000.00	100,000,000.00	SUSTAINED
33	Comptuer Accessories & Consumables	7,473,000.00		7,473,000.00	7,473,000.00	SUSTAINED
34	Protective Clothing and Uniforms	3,250,000.00		3,250,000.00	3,250,000.00	SUSTAINED
35	Miscellaneous/Sundry Expenses	5,120,500.00		5,120,500.00	5,120,500.00	SUSTAINED
36	Hospitality & Entertainment	10,800,000.00		10,800,000.00	10,800,000.00	SUSTAINED
		1,856,477,083.00		1,856,477,083.00	1,856,477,083.00	SUSTAINED