

**THE SENATE
FEDERAL REPUBLIC OF NIGERIA**

**COMMITTEE ON INFORMATION AND NATIONAL
ORIENTATION**

REPORT ON

**THE 2017 INTERNALLY GENERATED REVENUE
(IGR) BUDGET/EXPENDITURE OF AGENCIES**

FOR

- **NATIONAL BROADCASTING COMMISSION
(NBC)**
- **NEWS AGENCY OF NIGERIA
(NAN)**
- **FEDERAL RADIO CORPORATION OF NIGERIA
(FRCN)**
- **NIGERIAN TELEVISION AUTHORITY
(NTA)**

1.0 INTRODUCTION

The Senate of the Federal Republic of Nigeria at its sitting on Wednesday 12th July, 2017 resolved and directed all Standing Committees to inform the Agencies under their purview to forward their Internally Generated Revenue (IGR) Budget 2017 Proposals/Expenditure for further Legislative action.

In view of the above development, the affected Agencies under the Committee on Information & National Orientation are as follows;

- i. National Broadcasting Commission (NBC)
- ii. News Agency of Nigeria (NAN)
- iii. Federal Radio Corporation of Nigeria (FRCN)
- iv. Nigerian Television Authority (NTA)

2.0 METHODOLOGY

The four (4) Agencies defended their 2016 Internally Generated Revenue Budget Performance, and Proposed 2017 Internally Generated Revenue Budget and Expenditures during the 2017 Budget Defence Exercise which held on the 7th – 9th February, 2017.

3.0 NATIONAL BROADCASTING COMMISSION (NBC)

3.1 2016 IGR/ BUDGET EXPENDITURE PERFORMANCE & 2017 PROJECTIONS

2016	PROJECTION	ACTUAL IGR BUDGET	EXPENDITURE
	N2,676,392,000.00	N1,270,836,246.32	N1,506,022,626.83
2017	PROJECTION	PROJECTED EXPENDITURE	COMMITTEE RECOMMENDATION
	N2,820,281,200.00	N2,090,009,787.62	N2,090,009,787.62

The Expenditure of **N235, 186,380.51 (Two Hundred and Thirty-Five Million, One Hundred and Eighty-Six Thousand, Three Hundred and Eighty Naira, Fifty-One Kobo) Only** over revenue was financed from the surplus of 2015.

In 2016, the Agency remitted the sum of **N317, 709,061.58 (Three Hundred and Seventeen Million, Seven Hundred and Nine Thousand, Sixty-One Naira, Fifty-Eight Kobo) Only** to the Consolidated Revenue Fund (CRF).

Furthermore, the Agency's Internally Generated Revenue (IGR) performance for the year 2016 was 47.48%

Details of the 2016 IGR/Budget Expenditure performance & 2017 Projections attached at Appendix 1, Pages 1-5.

4.0 NEWS AGENCY OF NIGERIA (NAN)

4.1 2016 IGR/ BUDGET EXPENDITURE PERFORMANCE & 2017 PROJECTIONS

2016	PROJECTION	ACTUAL IGR BUDGET	EXPENDITURE
	N123,425,302.00	N129,298,342.89	N129,298,342.72
2017	PROJECTION	PROJECTED EXPENDITURE	COMMITTEE RECOMMENDATION
	N132,550,000.00	N132,550,000.01	N132,550,000.01

The Agency did not remit 25% Consolidated Revenue Fund (CRF) in the year 2016 due to inadequate Overhead releases. The amount meant to be remitted was used for the running of the Organization.

The Agency's Internally Generated Revenue performance for the year 2016 was 97.54%

Details of the 2016 IGR/Budget Expenditure Performance & 2017 projections are attached at Appendix 2, pages 1-3.

5.0 FEDERAL RADIO CORPORATION OF NIGERIA (FRCN)

5.1 2016 IGR/ BUDGET EXPENDITURE PERFORMANCE & 2017 PROJECTIONS

2016	PROJECTION	ACTUAL IGR BUDGET	EXPENDITURE
	N2,342,251,002.05	N836,993,240.29	N749,783,996.00
2017	PROJECTION	PROJECTED EXPENDITURE	COMMITTEE RECOMMENDATION
	N2,014,345,624.96	N2,014,345,624.96	N2,014,345,624.96

The difference between the 2016 Internally Generated Revenue of **N836,993,240.29** and the Expenditure of **N749,783,996.00** is **N87,209,244.29** and represented below:

Balance in TSA - N9, 999,999.29

Credit Sales (Airtime) - N77, 209,245.00

Total - N87, 209,244.29(Amount owed by Advert debtors)

The Agency's 2016 Internally Generated Revenue performance for 2016 was 35.73%.

25% Internally Generated Revenue (IGR) of the Agency was **N83,088,908.36 (Eighty-Three Million, Eighty-Eight Thousand, Nine Hundred and Eight Naira, Thirty-Six Kobo) Only** which represents sundry remittances of 25% of IGR by Headquarter and Zonal/FM stations was remitted to Consolidated Revenue Fund (CRF).

Details of the 2016 IGR/Budget Expenditure Performance & 2017 projections are attached at Appendix 3, pages 1-10.

6.0 NIGERIAN TELEVISION AUTHORITY (NTA)

6.1 2016 IGR/ BUDGET EXPENDITURE PERFORMANCE & 2017 PROJECTIONS

2016	PROJECTION	ACTUAL IGR BUDGET	EXPENDITURE
	N5,000,000,000.00	N2,943,864,574.00	N2,943,019,283.00
2017	PROJECTION	PROJECTED EXPENDITURE	COMMITTEE RECOMMENDATION
	N5,400,000,000.00	N4,094,179,773.00	N4,094,179,773.00

The Agency's 2016 Internally Generated Revenue performance for 2016 was 63%.

The Agency remitted the sum of **N218,000,000.00 (Two Hundred and Eighteen Million Naira) Only** to the Consolidated Revenue Fund (CRF) for the year 2016.

Details of the 2016 IGR/Budget Expenditure Performance & 2017 projections are attached at Appendix 4, pages 1-8.

7.0 OBSERVATIONS

The Committee made the following observations:

- That the amendment of laws governing the NBC are necessary for the Commission to function effectively;
- That NAN should widen its revenue generating base through introduction of new products;
- That the four (4) Agencies under review should work towards improving on their Internally Generated Revenue (IGR), as it is presently far below expectation; and

- That FRCN should build up the Local content in their programmes to attract more patronage, followership and compete favorably in the new era of Information and Communication Technology.

8.0 RECOMMENDATIONS

After extensive deliberation and consideration of the budget proposals viz-a-viz the 2017 Appropriation Act, the Committee recommends that:

- A total sum of **N2, 090,009,787.62 (Two Billion, Ninety Million, Nine Thousand, Seven Hundred and Eighty-Seven Naira, Sixty-Two Kobo) Only**, is recommended for National Broadcasting Commission (NBC), to make up for the expected shortfall in the provisions of 2017 Appropriation Act.
- A total sum of **N132,550,000.01 (One Hundred and Thirty Two Million, Five Hundred and Fifty Thousand Naira, One Kobo Only**, is recommended for News Agency of Nigeria (NAN) to make up for the expected shortfall in the provisions of 2017 Appropriation Act.
- A total of **N2,014,345,624.96 (Two Billion, Fourteen Million, Three Hundred and Forty-Five Thousand, Six Hundred and Twenty-Four Naira, Ninety-Six Kobo) Only**, is recommended for Federal Radio Corporation of Nigeria (FRCN) to make up for the expected shortfall in the provisions of 2017 Appropriation Act.
- A total sum of **N4,094,179,773.00 (Four Billion, Ninety-Four Million, One Hundred and Seventy-Nine Thousand, Seven Hundred and Seventy-Three Naira) Only**, is recommended for Nigerian Television Authority (NTA) to make up for the expected shortfall in the provisions of 2017 Appropriation Act.

9.0 CONCLUSION


The Committee expresses deep appreciation to the Senate for the opportunity given to serve in this capacity.

REPORT ON 2017 IGR BUDGET/EXPENDITURE OF FOUR (4) AGENCIES UNDER
THE FEDERAL MINISTRY OF INFORMATION & CULTURE (NBC, NAN, FRCN AND
NTA).

SIGNATURE PAGE



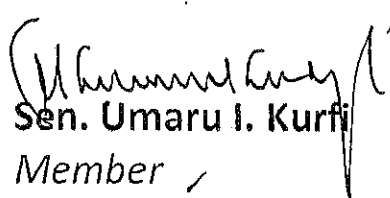
Sen. Suleiman Adokwe
Chairman



Sen. Ibrahim Abdullahi Danbaba
Deputy Chairman




Sen. Ben Murray Bruce
Member



Sen. Umaru I. Kurfi
Member



Sen. Dino Melaye
Member



Amina Nworie
Committee Clerk

APPENDIX

1



NATIONAL BROADCASTING COMMISSION

SUBMISSION

OF

**2016 INTERNALLY GENERATED
REVENUE BUDGET PERFORMANCE AND
2017 INTERNALLY GENERATED
REVENUE/EXPENDITURE BUDGET
PROPOSALS TO THE SENATE**

NATIONAL BROADCASTING COMMISSION (NBC)

2016 BUDGET PERFORMANCE (INTERNALLY GENERATED REVENUE)

REVENUE SOURCES	2016 IGR =N=	COMMITTEE RECOMMENDATION
INTERNALLY GENERATED REVENUE (IGR)	1,270,836,246.32	RETAINED
LICENCE FEES	910,900,000.00	RETAINED
LICENCEE'S PERCENTAGE OF INCOME	313,696,991.57	RETAINED
SALE OF APPLICATION FORMS	18,570,000.00	RETAINED
PUBLICATION INCOME	87,500.00	RETAINED
FINES, LEVIES AND MISCELLANEOUS INCOMES	27,581,754.75	RETAINED
EXPENDITURE	1,506,022,626.83	RETAINED
National Broadcasting Commission Code Review	27,935,840.00	RETAINED
Programme/Stations rating	3,983,300.00	RETAINED
Comprehensive development of community broadcast regulations and training of operators in the country	25,248,053.00	RETAINED
Unforeseen investigative and enforcement activities	8,600,500.00	RETAINED

Audit Spot Checks: Zonal and State Offices	4,452,180.00	RETAINED
Local Training Programmes	143,030,242.00	RETAINED
Upgrade of Accounting software and deployment of new modules	2,530,000.00	RETAINED
Zonal and state offices visitation	7,452,480.00	RETAINED
Programmes Audit	5,000,000.00	RETAINED
Press Parley	9,250,000.00	RETAINED
Print and electronic advert placements of the Commission's events	65,000,000.00	RETAINED
Production of documentaries	2,500,500.00	RETAINED
Press kit	2,951,420.00	RETAINED
Annual Lecture Series and Veterans Award	31,048,223.89	RETAINED
Local Travel and Transport: General and Training	266,608,004.27	RETAINED
International Travel and Transport	227,018,023.32	RETAINED
Water rates	602,900.00	RETAINED
Electricity charges	5,830,616.00	RETAINED
Sewage charges	1,310,400.00	RETAINED
Office stationeries and Computer	21,539,823.87	RETAINED
Newspaper	3,039,685.00	RETAINED
Magazine and Periodicals	3,000,000.00	RETAINED
Maintenance of Plant/ Generators	19,593,800.00	RETAINED
Purchase and maintenance of Office Furniture	25,944,854.00	RETAINED
Rent and maintenance of office Building	12,945,080.09	RETAINED

Maintenance and fueling of Motor Vehicles	24,812,012.00	RETAINED
Maintenance of Office/IT Equipment	2,355,600.00	RETAINED
Security Services	46,411,200.00	RETAINED
Cleaning and Fumigation	6,437,700.00	RETAINED
Plant/ Generator fuel cost	25,530,500.00	RETAINED
Postages and Courier Services	1,396,682.50	RETAINED
Peculiarity Allowance	313,098,573.54	RETAINED
Productivity Allowance	46,118,011.46	RETAINED
Sponsorships	4,100,000.00	RETAINED
NBC Zonal and State Offices: Subvention	20,964,000.00	RETAINED
NBC Zonal and State Offices: Grant	19,077,268.89	RETAINED
AFRICAST 2016	69,305,153.00	RETAINED
REMITTANCE TO CRF (25% OF PROJECTED REVENUE)	188,199,126.27	RETAINED
TOTAL OUTFLOW	1,694,221,753.10	RETAINED

NATIONAL BROADCASTING COMMISSION

2017 BUDGET (INTERNALLY GENERATED REVENUE)

2017

REVENUE	PROJECTION	PROJECTED REMITTANCES	COMMITTEE RECOMMENDATION
	2,820,281,200.00	705,070,300.00	RETAINED
LICENCE FEES	2,750,000,000.00		RETAINED
LICENCEE'S PERCENTAGE OF INCOME	41,250,000.00		RETAINED
SALE OF APPLICATION FORMS	9,350,000.00		RETAINED
PUBLICATION INCOME	385,000.00		RETAINED
FINES, LEVIES AND MISCELLANEOUS INCOMES	19,296,200.00		RETAINED
EXPENDITURE	2,090,009,787.62		RETAINED
<u>New TCI Mobile Monitoring Vans: 1 No of Directional finder and monitoring and</u>			
1 1 no of Jamming Equipment	645,560,000.00		RETAINED
2 Harmonization of the Commission's 2015 Annual Report	2,500,000.00		RETAINED
3 Creation of new additional state offices.	30,000,000.00		RETAINED
4 National summit on Broadcast Content development and peaceful co-existence	25,000,000.00		RETAINED
5 Assessment/ Installation of 10KW Transmitter at Abuja zone, Utako	5,000,000.00		RETAINED
6 Publication of Africa Broadcast Journal and other paper presentations.	8,430,000.00		RETAINED
7 Replacement/ Acquisition of Monitoring Equipments	28,400,000.00		RETAINED
8 Unforeseen investigative and enforcement activities	10,560,000.00		RETAINED
9 Audit Spot Checks: Zonal and State Offices	15,320,000.00		RETAINED
10 Local Training Programmes	180,000,000.00		RETAINED
11 Professional Audit Fee and other professional accounting services	7,500,000.00		RETAINED
12 Upgrade of Accounting software and deployment of new modules	6,000,000.00		RETAINED
13 Zonal and state offices visitation	13,312,000.00		RETAINED
14 Programmes Audit	20,000,000.00		RETAINED
15 Press Parelly	10,800,000.00		RETAINED
16 Print and electronic advert placements of the Commission's events	40,000,000.00		RETAINED
17 Press kit	7,396,000.00		RETAINED
18 Corporate gift items	8,500,000.00		RETAINED
19 Annual Lecture Series and Veterans Awards	25,450,000.00		RETAINED
20 Overtime allowance to all staff	98,315,110.19		RETAINED
21 Hand held Spectrum Analyzer	500,000.00		RETAINED
22 Legal services	45,000,000.00		RETAINED
23 Zonal and state offices: Subvention	32,560,000.00		RETAINED
24 Zonal and state offices: Grants	35,744,000.00		RETAINED
25 Local Travel and Transport	55,000,000.00		RETAINED
26 International Travel and Transport	78,500,000.00		RETAINED
27 Water rates	800,000.00		RETAINED
28 telephone charges	4,000,000.00		RETAINED
29 Electricity charges	5,500,000.00		RETAINED
30 Sewage charges	4,000,000.00		RETAINED
31 Office stationeries and Computer	19,205,000.00		RETAINED
32 Newspaper	3,500,000.00		RETAINED
33 Printing of Non-security documents	2,500,000.00		RETAINED
34 Magazine and Periodicals	3,000,000.00		RETAINED
35 Maintenance of Plant/ Generators	12,500,000.00		RETAINED
36 Maintenance of Office Furniture	9,500,000.00		RETAINED
37 Maintenance of Office Building/ Residential Qtrs	8,000,000.00		RETAINED
38 Maintenance of Motor Vehicles / Transport Equipments	15,000,000.00		RETAINED
39 maintenance of office/IT Equipments	5,500,000.00		RETAINED
40 Security Services	40,000,000.00		RETAINED

41	Cleaning and Fumigation	13,500,000.00	RETAINED
42	Office Rent	35,000,000.00	RETAINED
43	Financial consulting	4,500,000.00	RETAINED
44	Motor Vehicle fuel cost	11,400,000.00	RETAINED
45	Plant/ Generator fuel cost	19,900,000.00	RETAINED
46	Postages and Courier Services	7,600,000.00	RETAINED
47	Subscription to Professional Bodies	5,000,000.00	RETAINED
48	Peculiarity Allowance	317,792,294.94	RETAINED
49	Productivity Allowance	52,465,382.49	RETAINED
50	Sponsorships	9,500,000.00	RETAINED
51	Insurance	45,000,000.00	RETAINED
TOTAL PROJECTED EXPENDITURE		<u><u>2,090,009,787.62</u></u>	RETAINED
PROJECTED REMITTANCE TO CRF (25% OF PROJECTED REVENUE)		<u><u>705,070,300.00</u></u>	RETAINED
TOTAL OUTFLOW		<u><u>2,795,080,087.62</u></u>	RETAINED

5

APPENDIX

2



NEWS AGENCY OF NIGERIA

NAN HOUSE
Independence Avenue, Central Business District,
P. M. B. 7006, Garki, Abuja.
www.nannewsngr.com

Ref No:

NAN/ACCTS/NASS/21/III/404

Date:

21st July, 2017

The Chairman
Senate Committee on Information and National Orientation
National Assembly Complex
Three Arms Zone
Abuja

Dear Sir,

**RE: REQUEST FOR 2016 INTERNALLY GENERATED REVENUE BUDGET
PERFORMANCE AND 2017 INTENALLY GENERATED REVENUE/ EXPENDITURE
BUDGET PROPOSALS**

I am directed to refer to your letter Ref. No. NASS/S/CINO/34/MDA/13 dated July 18, 2017 in respect of the above subject matter.

Attached is the Agency's submission.

Please accept the renewed assurances of the Managing Director/ CEO.

Yours faithfully,
NEWS AGENCY OF NIGERIA

Mrs Adijat K. Lawal
Director (Finance and Accounts)
for : Managing Director/ CEO

NEWS AGENCY OF NIGERIA
2016 INTERNALLY GENERATED REVENUE(IGR)/ EXPENDITURE

1	Internal Revenue	
	DETAIL	AMOUNT (=N=)
	Subscription from foreign clients	3,167,999
	Commission receiveable	11,088,000
	General News Services	62,770,343
	Other news Services	4,752,003
	Economic News Services	3,167,999
	Photo Services	7,920,000
	Online Advert	9,503,999
	PR-Wire services	7,920,000
	SMS	19,007,999
	TOTAL REVENUE	129,298,342.89
2	Proposed Expenditure from IGR	
	DETAIL	AMOUNT (=N=)
	Travel & Transport	48,616,521.64
	Utilities -General	36,197,217.73
	Materials & Supplies	2,509,200.00
	Matenance Services -General	8,179,788.00
	Others Services - General	16,402,531.26
	Fuel & Lubricants - General	1,040,714.28
	Financial Charges	10,533,000.00
	Miscellaneous	1,987,693.89
	Returned to Treasury	3,278,155.85
	Capital Items	550,000.00
	IGR Returned to CRF UPON CLOSURE OF 2016 ACCOUNT	3,520.07
	TOTAL EXPENDITURE	129,298,342.72

NEWS AGENCY OF NIGERIA
2017 INTERNALLY GENERATED REVENUE(IGR)/ EXPENDITURE PROPOSAL

	REVENUE SOURCES	AMOUNT (=N=)	COMMITTEE RECOMMENDATION
A	1 Proposed Internal Revenue		
	DETAIL	AMOUNT (=N=)	
	Subscription from foreign clients	3,299,999	RETAINED
	Commission receiveable	11,550,000	RETAINED
	General News Services	63,250,000	RETAINED
	Other news Services	4,950,003	RETAINED
	Economic News Services	3,299,999	RETAINED
	Photo Services	8,250,000	RETAINED
	Online Advert	9,899,999	RETAINED
	PR-Wire services	8,250,000	RETAINED
	SMS	19,799,999	RETAINED
	Total Proposed Internal Revenue	132,550,000	RETAINED
	B	Proposed Expenditure from IGR	
DETAIL		AMOUNT (=N=)	
Travel & Transport		24,436,098.00	RETAINED
Utilities -General		1,800,000.00	RETAINED
Materials & Supplies		27,207,720.00	RETAINED
Matenance Services -General		17,288,000.00	RETAINED
Others Services - General		5,520,000.00	RETAINED
Fuel & Lubricants - General		10,274,156.00	RETAINED
Financial Charges		7,583,700.00	RETAINED
Miscellaneous		5,302,826.00	RETAINED
Provision for 25% of gross Internally Generated Revenue remittable to CRF		33,137,500.01	RETAINED
Total Proposed Expenditure from IGR		132,550,000.01	RETAINED

2

NEWS AGENCY OF NIGERIA


INTERNALLY GENERATED REVENUE BUDGET PERFORMANCE FOR THE 1ST HALF (JANUARY - JUNE) 2017

INTERNALLY GENERATED REVENUE	2017 BUDGETED	2017 ACTUAL PERFORMANCE		JANUARY	FEBRUARY	MARCH	APRIL	MAY	JUNE
		1ST HALF (JAN - JUNE) ACTUAL	1ST HALF YEAR %						
D IGR REVENUE	=N= 132,550,000	60,485,082.47	45.63	6,880,588.43	18,608,806.51	5,051,761.29	9,053,590.40	11,285,037.45	8,558,299.41
Subscription from foreign clients	3,299,999	1,336,970.42		3,196,918.33	5,163,750.00	2,976,302.09	0.00	0.00	0.00
Commission receivable	11,550,000			0.00	0.00	0.00	0.00	0.00	0.00
General News Services	63,250,000	18,679,088.33		0.00	0.00	0.00	4,046,500.00	8,849,250.00	5,783,333.33
Other news Services	4,950,003	1,876,360.26		0.00	250,000.00	0.00	1,626,360.26	0.00	0.00
Economic News Services	3,299,999			0.00	0.00	0.00	0.00	0.00	0.00
Photo Services	8,250,000	2,800,000.00		500,000.00	0.00	0.00	1,000,000.00	0.00	1,300,000.00
Online Advert	9,899,999	8,819,172.00		500,000.00	0.00	0.00	530,930.40	1,300,000.00	0.00
PR-Wire services	8,250,000	2,330,930.40		2,683,670.10	6,160,533.51	3,081,459.20	1,889,799.74	222,287.43	574,816.08
SMS	19,799,999	14,612,566.06		6,780,589.43	13,729,082.56	10,475,611.43	9,348,387.70	11,845,815.87	8,025,816.19
EXPENDITURE FROM REVENUE	66,275,000.00	60,205,302.20	90.84	3,488,839.24	3,520,001.32	3,811,157.21	4,934,433.70	5,319,880.82	5,174,149.26
Travel & Transport	12,218,049.00	26,248,441.55		950,013.77	3,064,236.61	3,093,674.03	1,235,000.00	2,821,522.31	1,501,403.20
Utilities -General	900,000.00	15,609,849.92		459,000.00	535,200.00	721,269.14	1,761,654.00	356,450.00	325,000.00
Materials & Supplies	13,603,860.00	4,158,573.14		299,000.00	840,228.13	1,248,848.89	0.00	249,000.00	96,050.00
Maintenance Services -General	8,644,000.00	2,733,127.02		0.00	257,142.85	0.00	600,000.00	0.00	0.00
Training - General		857,142.85		218,500.00	550,000.00	257,142.85	110,000.00	120,000.00	110,000.00
Others Services - General	2,760,000.00	1,365,642.85		1,221,000.00	2,825,000.00	1,390,499.31	646,800.00	1,016,191.00	580,000.00
Fuel & Lubricants - General	5,137,078.00	7,679,490.31		16,235.42	1,811,873.67	13,020.00	0.00	0.00	0.00
Financial Charges	3,791,850.00	1,841,179.09		128,000.00	325,400.00	0.00	60,500.00	356,700.00	239,213.73
Miscellaneous	2,651,413.00	1,109,813.79		0.00	0.00	0.00	0.00	0.00	0.00
Provision for 25% of gross Internally Generated Revenue remittable to CRF	16,568,750.00			0.00	0.00	0.00	0.00	0.00	0.00
25% of gross Internally Generated Revenue remitted to CRF		1,606,071.74		0.00	0.00	0.00	0.00	1,666,071.74	0.00

3

APPENDIX

3



Uplifting the People and Uniting the Nation

DF&A.90/VOL.1/80


17th July, 2017

The Chairman
Senate Committee on Information and National Orientation
National Assembly Complex
Three Arms Zone
Abuja

**RE: REQUEST FOR 2016 INTERNALLY GENERATED REVENUE
BUDGET PERFORMANCE AND 2017 INTERNALLY GENERATED
REVENUE/EXPENDITURE BUDGET PROPOSALS**

I am directed to refer to your notice Ref. No. NASS/S/CINO/34/MDA/13 dated 18th July, 2017 on the above subject and forward herewith, detailed report of FRCN's Internally General Revenue Budget Performance as at 31st December, 2016 and 2017 Internally Generated Revenue/Expenditure Budget Proposals which had earlier been submitted during the defence of 2017 budget.

Please accept the assurances of the Director-General's high regards.


M. A. Oluwole
Director Finance & Accounts
for: Director-General




FEDERAL RADIO CORPORATION OF NIGERIA
HEADQUARTERS, RADIO HOUSE, P.M.B. 452, GARKI - ABUJA, NIGERIA.
TEL: 09-2345230, FAX: (234)9-2346486. E-mail: info@radionigeria.net
www.radionigeria.net, www.radionigeriaonline.com

TABLE OF CONTENT

	Page
1. 2016 Internally Generated Revenue Performance (cover page)	(i)
2. Details of 2016 Appropriation Act	1-2
3. 2016 Recurrent/Internally Generated Revenue Budget Performance	3-5
4. Schedule of 25% Statutory Remittance	6
5. 2017 Internally Generated Revenue/Expenditure Budget Proposals	(ii)
6. Details of 2017 Internally Generated Revenue/Expenditure Proposals	7-9
7. 2017 Projected Revenue-Air Time Sales and Non Airtime Ventures	10

FEDERAL RADIO CORPORATION OF NIGERIA



**2016 INTERNALLY GENERATED REVENUE
(IGR) PERFORMANCE**



Appendix AH

2016 APPROPRIATION ACT			2016
01001	FEDERAL MINISTRY OF INFORMATION & CULTURE - HQTRS		AMOUNT =N=
LINE ITEM			
	ALLOWANCES AND SOCIAL CONTRIBUTION		1,573,403,578
01	ALLOWANCES		988,799,743
0101	NON REGULAR ALLOWANCES		988,799,743
02	SOCIAL CONTRIBUTIONS		584,603,835
0201	NHIS		233,841,534
0202	CONTRIBUTORY PENSION		350,762,301
	OTHER RECURRENT COSTS		251,078,909
	OVERHEAD COST		251,078,909
02	UTILITIES - GENERAL		198,844,876
0204	SATELLITE BROADCASTING ACCESS CHARGES		198,844,876
09	FINANCIAL CHARGES - GENERAL		52,234,034
0902	INSURANCE PREMIUM		52,234,034
	CAPITAL EXPENDITURE		395,211,040
	FIXED ASSETS PURCHASED		395,211,040
01	PURCHASE OF FIXED ASSETS - GENERAL		395,211,040
0113	PURCHASE OF COMPUTERS		21,148,000
0129	PURCHASE OF INDUSTRIAL EQUIPMENT		374,043,040
	TOTAL PERSONNEL		6,250,234,253
	TOTAL OVERHEAD		251,078,909
	TOTAL RECURRENT		6,501,313,162
	TOTAL CAPITAL		395,211,040
	TOTAL ALLOCATION		6,896,524,222
3003001	NIGERIAN TELEVISION AUTHORITY		
DE	PROJECT NAME	TYPE	AMOUNT
01A020106	MIGRATION FROM ANALOG TO DIGITAL TRANSMISSION	NEW	21,168,000
02A020109	UPGRADE AND CONFIGURATION OF WONDERCUBE	NEW	140,047,400
02A020112	ERECTION OF ARCHIVAL SYSTEM AND STORAGE	NEW	11,154,000
02A020116	UPGRADE OF PRODUCTION FACILITIES AT ZONAL CENTERS - 3 CAMERA STUDIOS CHAIN	NEW	202,807,243
02A020117	COMPLETION OF NTA UP LINK CENTER GWARAM (ON GOING)	NEW	20,000,000
02A020118	UPGRADE OF SATELLITE SYSTEMS TO MPEG-4, DVB-S2	NEW	34,417
13064001	FEDERAL RADIO CORPORATION OF NIGERIA		
IDE	LINE ITEM		AMOUNT
	EXPENDITURE		7,012,138,742
	PERSONNEL COST		4,574,694,973
01	SALARY		4,910,273,094
0101	SALARIES AND WAGES		4,910,273,094
010101	SALARY		4,910,273,094
02	ALLOWANCES AND SOCIAL CONTRIBUTION		1,644,421,877
0201	ALLOWANCES		1,050,637,740
020101	NON REGULAR ALLOWANCES		1,050,637,740
0202	SOCIAL CONTRIBUTIONS		413,784,137
020201	NHIS		245,513,655
020202	CONTRIBUTORY PENSION		368,270,482
	OTHER RECURRENT COSTS		142,732,691
02	OVERHEAD COST		142,732,691
20201	TRAVEL & TRANSPORT - GENERAL		19,745,763
2020101	LOCAL TRAVEL & TRANSPORT: TRAINING		8,156,231
2020102	LOCAL TRAVEL & TRANSPORT: OTHERS		11,589,532
20202	UTILITIES - GENERAL		33,421,005
2020201	ELECTRICITY CHARGES		9,086,860
2020202	TELEPHONE CHARGES		7,575,522
2020203	INTERNET ACCESS CHARGES		2,799,908
2020204	SATELLITE BROADCASTING ACCESS CHARGES		12,325,710
2020205	WATER RATES		681,310
2020206	SEWERAGE CHARGES		1,151,695
20203	MATERIALS & SUPPLIES - GENERAL		23,411,553
2020301	OFFICE STATIONERIES / COMPUTER CONSUMABLES		12,452,290
2020302	BOOKS		675,013
2020303	NEWSPAPERS		319,324

APP A2

2016 APPROPRIATION ACT

Federal Republic of Nigeria

2014		APPROPRIATION ACT	AMOUNT #N#
123001001	FEDERAL MINISTRY OF INFORMATION & CULTURE - HQTRS		
ODE	LINE ITEM		
2020304	MAGAZINES & PERIODICALS		82,235
2020305	PRINTING OF NON SECURITY DOCUMENTS		101,592
2020306	PRINTING OF SECURITY DOCUMENTS		538,713
2020307	DRUGS & MEDICAL SUPPLIES		87,085
2020308	FIELD & CAMPING MATERIALS SUPPLIES		8,239,339
2020309	UNIFORMS & OTHER CLOTHING		204,329
2020310	TEACHING AIDS / INSTRUCTION MATERIALS		710,840
220204	MAINTENANCE SERVICES - GENERAL		26,354,848
22020401	MAINTENANCE OF MOTOR VEHICLE / TRANSPORT EQUIPMENT		4,023,426
22020402	MAINTENANCE OF OFFICE FURNITURE		394,493
22020403	MAINTENANCE OF OFFICE BUILDING / RESIDENTIAL QTRS		8,254,065
22020404	MAINTENANCE OF OFFICE / IT EQUIPMENTS		3,751,627
22020405	MAINTENANCE OF PLANTS/GENERATORS		8,580,502
22020406	OTHER MAINTENANCE SERVICES		1,346,733
220205	TRAINING - GENERAL		2,690,684
22020501	LOCAL TRAINING		2,690,684
220206	OTHER SERVICES - GENERAL		5,754,559
22020601	SECURITY SERVICES		3,338,312
22020603	OFFICE RENT		1,030,023
22020606	CLEANING & FUMIGATION SERVICES		1,388,225
220207	CONSULTING & PROFESSIONAL SERVICES - GENERAL		8,576,841
22020701	FINANCIAL CONSULTING		7,335,563
22020702	INFORMATION TECHNOLOGY CONSULTING		542,887
22020703	LEGAL SERVICES		698,611
220208	FUEL & LUBRICANTS - GENERAL		12,535,451
22020801	MOTOR VEHICLE FUEL COST		5,123,368
22020803	PLANT / GENERATOR FUEL COST		7,412,283
220209	FINANCIAL CHARGES - GENERAL		280,680
22020901	BANK CHARGES (OTHER THAN INTEREST)		10,476,264
22020902	INSURANCE PREMIUM		19,282,718
220210	MISCELLANEOUS		6,474,938
22021001	REFRESHMENT & MEALS		2,941,970
22021002	HONORARIUM & SITTING ALLOWANCE		903,828
22021003	PUBLICITY & ADVERTISEMENTS		432,335
22021004	MEDICAL EXPENSES		369,617
22021006	POSTAGES & COURIER SERVICES		6,759,180
22021007	WELFARE PACKAGES		1,200,850
22021008	SUBSCRIPTION TO PROFESSIONAL BODIES		274,711,178
23	CAPITAL EXPENDITURE		274,711,178
2301	FIXED ASSETS PURCHASED		274,711,178
230101	PURCHASE OF FIXED ASSETS - GENERAL		274,711,178
23010129	PURCHASE OF INDUSTRIAL EQUIPMENT		6,574,694,973
	TOTAL PERSONNEL		162,732,591
	TOTAL OVERHEAD		6,737,427,564
	TOTAL RECURRENT		274,711,178
	TOTAL CAPITAL		7,012,138,742
	TOTAL ALLOCATION		
0123004001	FEDERAL RADIO CORPORATION OF NIGERIA	TYPE	AMOUNT
CODE	PROJECT NAME	NEW	274,711,178
PRCN01A018648	PROCUREMENT & INSTAL. OF DIGITAL TX SPARES		
0123005001	NEWS AGENCY OF NIGERIA		AMOUNT
CODE	LINE ITEM		1,514,660,648
2	EXPENDITURE		1,180,423,251
21	PERSONNEL COST		884,312,979
2101	SALARY		884,312,979
210101	SALARIES AND WAGES		884,312,979
21010101	SALARY		296,110,272
2102	ALLOWANCES AND SOCIAL CONTRIBUTION		185,571,150
210201	ALLOWANCES		185,571,150
21020101	NON REGULAR ALLOWANCES		

FEDERAL RADIO CORPORATION OF NIGERIA

2016 RECURRENT/ INTERNALLY GENERATED REVENUE BUDGET PERFORMANCE

CODE	DETAILS	OVERHEAD COST - PROPOSAL (0H/GR)	2016 BUDGET APPROPRIATION ACT	UTILIZATION OF OVERHEAD COST (GR/MS) (JAN-DEC 2016)		AMOUNT AUGMENTED FROM IGR(TSA) (JAN-DEC 2016)	TOTAL EXPENDITURE
				OVERHEAD COST (GR/MS) (JAN-DEC 2016)	AMOUNT AUGMENTED FROM IGR(TSA) (JAN-DEC 2016)		
2202	TOTAL GOODS AND NON - PERSONAL SERVICES - GENERAL	2,342,251,002	162,732,591	119,689,400	749,783,996	859,626,588	
0220201	TRAVELS & TRANSPORT - GENERAL	163,523,250	19,745,763	18,467,722	103,757,279	112,378,194	
022020101	LOCAL TRAVELS & TRANSPORT- TRAINING	32,500,000	8,156,231	6,878,190	4,315,299	11,193,489,00	
022020102	LOCAL TRAVELS & TRANSPORT- OTHERS	95,523,250	11,589,532	11,589,532	72,902,028	84,491,559,67	
022020104	INTERNATIONAL TRAVELS & TRANSPORT	35,500,000	-	-	26,539,952	16,693,145	
0220202	UTILITIES - GENERAL	196,800,000	33,621,000	32,076,697	99,879,612	131,956,309	
022020201	ELECTRICITY CHARGES	100,200,000	9,086,860	9,086,860	73,607,489	82,694,349	
022020202	TELEPHONE CHARGES	48,000,000	7,575,522	7,575,522	17,046,882	24,622,404	
022020203	INTERNET ACCESS CHARGES	4,200,000	2,799,908	1,866,605	-	1,866,605	
022020204	SATELLITES BROADCASTING ACCESS CHARGES	32,400,000	12,325,710	12,325,710	8,500,000	20,825,710	
022020205	WATER RATES	5,500,000	681,310	454,207	725,240	1,179,447	
022020206	SEWERAGE CHARGES	6,500,000	1,151,690	767,793	-	767,793	
0220203	MATERIALS & SUPPLIES - GENERAL	283,085,897	23,411,560	18,517,034	59,262,339	77,779,374	
022020301	OFFICE STATIONERIES & COMPUTER CONSUMMABLES	140,945,397	12,452,290	8,301,527	29,912,608	38,214,134	
022020302	LIBRARY BOOKS	3,500,000	675,813	450,542	270,000	720,542	
022020303	NEWSPAPERS	4,890,500	319,324	319,324	4,949,895	5,269,219	
022020304	MAGAZINES & PERIODICALS	2,550,000	82,235	82,235	601,165	683,400	
022020305	PRINTING OF NON SECURITY DOCUMENTS	5,450,000	101,592	67,728	859,005	926,733	
022020306	PRINTING OF SECURITY DOCUMENTS	6,250,000	538,713	359,142	81,000	440,142	
022020307	DRUGS & MEDICAL SUPPLIES	1,500,000	87,085	87,085	-	87,085	
022020308	AERIAL FIELD AND CAMPING MATERIALS SUPPLIES	105,500,000	8,239,339	8,239,339	22,496,767	30,736,106	
022020309	UNIFORMS & OTHER CLOTHING	3,700,000	204,329	136,219	91,900	228,119	
022020310	TEACHING AIDS/INSTRUCTIONAL MATERIALS	8,800,000	710,840	473,893	-	473,893	

3

FEDERAL RADIO CORPORATION OF NIGERIA

CODE	TOTAL GOODS AND NON - PERSONAL SERVICES - GENERAL	OVERHEAD COST PROPOSAL (OB/GR)	2016 BUDGET APPROPRIATION ACT	OVERHEAD COST (GHMS)	AMOUNT AUGMENTED FROM (GR/TSA)	SUB TOTAL
0220204	MAINTENANCE SERVICES - GENERAL	251,591,605	26,354,849	17,769,677	68,928,089	86,697,767
022020401	MAINTENANCE OF MOTOR VEHICLES/TRANSPORT EQUIP	44,500,000	4,023,426	4,023,426	13,353,838	17,377,264
022020402	MAINTENANCE OF OFFICE FURNITURE	6,000,560	396,496	264,331	714,450	978,781
022020403	MAINTENANCE OF BUILDING - OFFICE	35,200,100	8,256,065	1,502,512	11,109,150	12,611,662
022020404	MAINTENANCE OF STUDIO /IT EQUIPMENTS	55,326,505	3,751,627	2,501,085	11,896,283	14,397,367
022020405	MAINTENANCE OF PLANTS TV/GENERATORS	85,000,000	8,580,502	8,580,502	31,392,064	39,972,566
022020406	OTHER MAINTENANCE SERVICES	25,564,440	1,346,733	897,822	462,305	1,360,127
0220205	TRAINING - GENERAL	45,650,000	2,690,684	1,793,789	1,783,250	3,577,039
022020501	LOCAL TRAINING	45,650,000	2,690,684	1,793,789	1,783,250	3,577,039
0220206	OTHER SERVICES - GENERAL	148,487,000	5,756,560	3,837,707	93,747,321	97,585,027
022020601	SECURITY SERVICES	74,987,000	3,338,312	2,225,541	80,566,706	82,792,247
022020602	OFFICE RENT	5,000,000	1,030,023	686,682	4,151,730	4,838,412
022020603	CLEANING AND FUMIGATION SERVICES	68,500,000	1,388,225	925,483	9,028,885	9,954,368
0220207	CONSULTING AND PROFESSIONAL SERVICES -	38,600,000	8,576,861	5,717,907	624,602	6,342,509
022020701	FINANCIAL CONSULTING	28,000,000	7,335,363	4,890,242	380,000	5,270,242
022020702	INFORMATION TECHNOLOGY CONSULTING	5,000,000	542,887	361,925	244,602	606,527
022020703	LEGAL SERVICES	5,600,000	698,611	465,741		465,741
0220209	FINANCIAL - GENERAL	125,000,000	10,756,944	187,120	420,422	607,542
022020901	BANK CHARGES	5,000,000	280,680	187,120	420,422	607,542
022020902	INSURANCE PREMIUM	120,000,000	10,476,264	-	-	-

FEDERAL RADIO CORPORATION OF NIGERIA

CODE	TOTAL GOODS AND NON - PERSONAL SERVICES - GENERAL	OVERHEAD COST PROPOSAL (O/H/GR)	2016 BUDGET APPROPRIATION ACT	OVERHEAD COST (G/FM/S)	AMOUNT AUGMENTED FROM IGR/TSA	SUB TOTAL
0220208	FUEL & LUBRICANTS - GENERAL	362,200,000	12,535,651	12,535,651	198,645,045	211,180,696
022020801	MOTOR VEHICLE FUEL COST	75,200,000	5,123,388	5,123,388	44,087,038	49,210,426
022020802	PLANT/GENERATOR FUEL COST	287,000,000	7,412,263	7,412,263	154,558,007	161,970,270
0220210	MISCELLANEOUS	727,313,251	19,282,719	8,786,094	122,736,037	131,522,131
022021001	REFRESHMENT & MEALS	45,000,000	6,474,938	4,316,625	25,213,414	29,530,039
022021002	HONORARIUM & SITTING ALLOWANCES (BOARD MEMBERS)	10,500,000	2,941,970	1,961,313		1,961,313
022021003	PUBLICITY & ADVERTISEMENTS	6,500,500	903,828	602,552	3,729,139	4,331,691
022021004	MEDICAL EXPENSES	4,550,000	632,335	150,000	2,509,595	2,659,595
022021006	POSTAGES & COURIER SERVICES	5,200,000	370,468	246,979	2,243,831	2,490,810
022021007	WELFARE PACKAGES	60,000,000	6,759,180	1,508,625	5,951,150	7,459,775
022021008	SUBSCRIPTION TO PROFESSIONAL BODIES	10,000,000	1,200,000			
	25% REMITTANCE TO CRF	585,562,751			83,088,908.36	83,088,908.36

50

FEDERAL RADIO CORPORATION OF NIGERIA		
HQs AND ALL STATIONS EXPECTED AIRTIME SALES IN 2016		
S/N	PARTICULARS	TOTAL N
1	Spot Advert	
	a) (ROS)	
	AAA"	733,382,708.66
	AA"	149,604,869.00
	A"	18,149,240.00
	b) Fixed Time Check	10,500,000.00
	Sub Total	911,636,817.66
2	Paid Announcement	
	Service (Mins)	
	General	131,480,809.04
	Missing Items	11,539,089.00
	Obituary	43,850,250.00
	Sub Total	237,831,958.29
3	Mid-News Spot Advert (Mins)	23,690,452.80
4	Commercial News	136,733,966.34
5	Spot light	97,068,528.72
	Sub Total	257,492,947.86
6	Sponsored Programmes	65,461,665.91
	a) Normal/Created	
	2Hrs	25,000,000.00
	1Hr.30mins	7,600,000.00
	1Hr	89,255,744.00
	45Minutes	45,048,619.15
	30 Minutes	320,297,981.46
	15 Minutes	182,754,829.44
	5 Minutes	39,446,017.55
	Sub Total	774,864,857.51
	b) Special Programmes	13,534,300.78
	1 Hr.	45,957,037.85
	45 Minutes	21,545,558.80
	30 Minutes	36,049,523.30
	15 Minutes	15,600,000.00
	5 Minutes	1,500,000.00
	Sub Total	134,186,420.73
	TOTAL (AIRTIME)	2,316,013,002.05
EXPECTED NON AIRTIME REVENUE IN 2016		
S/N	PARTICULARS	
1	Training School Tuition Fees	23,187,000.00
2	Training School Accommodation Fees	3,051,000.00
	TOTAL (NON AIRTIME)	26,238,000.00
	GRAND TOTAL (EXPECTED IGR REVENUE)	2,342,251,002.05

5(b)


APP-C

FEDERAL RADIO CORPORATION OF NIGERIA

SCHEDULE OF 25% STATUTORY REMITTANCE

YEAR	REFERENCE NO	AMOUNT
2016	CBN REMITA REF: 104781297	6,210,647.14
	CBN REMITA REF: 121524601	3,420,900.60
	CBN REMITA REF: 121524601	7,942,826.95
	CBN REMITA REF: 131544003	5,939,831.28
	CBN REMITA REF: 131544004	3,580,014.75
	CBN REMITA REF: 131544005	3,437,204.55
	CBN REMITA REF: 127261959	2,407,997.62
	CBN REMITA REF: 100338397	1,397,692.76
	CBN REMITA REF: 105254701	1,368,761.24
	CBN REMITA REF: 108125049	1,276,587.55
	CBN REMITA REF: 112412624	1,869,889.39
	CBN REMITA REF: 116389483	1,925,447.40
	CBN REMITA REF: 119936416	948,838.38
	CBN REMITA REF: 127264154	1,533,466.37
	CBN REMITA REF: 132232155	1,898,690.40
	CBN REMITA REF: 99596846	1,099,309.15
	CBN REMITA REF: BATCH 190	3,731,579.25
	CBN REMITA REF: BATCH 617	3,817,279.38
	CBN REMITA REF: BATCH 657	2,895,011.31
	CBN REMITA REF:	2,902,501.69
	CBN REMITA REF:	2,498,183.92
	CBN REMITA REF:	2,073,691.18
	CBN REMITA REF:	815,478.32
	CBN REMITA REF:	671,366.20
	CBN REMITA REF: 103013026	1,187,696.02
	CBN REMITA REF: 109040231	1,176,382.74
	CBN REMITA REF: 109040323	1,227,201.97
	CBN REMITA REF: 112577810	1,790,527.51
	CBN REMITA REF: 131575649	740,219.16
	CBN REMITA REF: 135445361	572,611.43
	CBN REMITA REF: 135522085	464,610.08
	CBN REMITA REF: 140616704	641,983.40
	CBN REMITA REF: 1069289887	700,000.00
CBN REMITA REF: 108410432	392,101.94	
CBN REMITA REF: 112809884	512,825.00	
CBN REMITA REF: 11895388	1,000,000.00	
CBN REMITA REF: 124725191	1,148,025.00	
CBN REMITA REF: 130685523	1,000,000.00	
CBN REMITA REF: 135498699	460,771.88	
CBN REMITA REF: 135957162	678,016.60	
CBN REMITA REF: 136109903	200,000.00	
CBN REMITA REF: 131419687	3,532,738.85	
	TOTAL	83,088,908.36

FEDERAL RADIO CORPORATION OF NIGERIA



2017 INTERNALLY GENERATED REVENUE/EXPENDITURE BUDGET PROPOSALS

FEDERAL RADIO CORPORATION OF NIGERIA

2017 INTERNALLY GENERATED REVENUE/EXPENDITURE BUDGET PROPOSALS

YEAR		2017	COMMITTEE RECOMMENDATION
	A REVENUE SOURCES	2,014,345,624.96	RETAINED
	Overhead Cost Subvention	196,906,435.11	RETAINED
	Internally Generated Revenue	1,817,439,189.85	RETAINED
i	Spot Announcement	795,341,846.00	RETAINED
ii	Paid Announcement	120,922,204.00	RETAINED
iii	Commercial News	111,879,150.33	RETAINED
iv	Spotlight/Special Features	49,789,740.52	RETAINED
v	Sponsored Programmes	680,806,249.00	RETAINED
	Non Airtime Revenue		RETAINED
vi	Training School Tuition Fees	40,000,000.00	RETAINED
vii	Training School Accommodation Fees	5,000,000.00	RETAINED
viii	Rental Income	13,500,000.00	RETAINED
ix	Tender Fees etc	200,000.00	RETAINED
	B EXPENDITURE		
2202	OVERHEAD COST	2,014,345,624.96	RETAINED
220201	TRAVEL & TRANSPORT - GENERAL	190,824,870.00	RETAINED
22020101	LOCAL TRAVEL & TRANSPORT: TRAINING	55,824,870.00	RETAINED
22020102	LOCAL TRAVEL & TRANSPORT: OTHERS	135,000,000.00	RETAINED
220202	UTILITIES - GENERAL	253,294,610.00	RETAINED
22020201	ELECTRICITY CHARGES	135,884,929.00	RETAINED
22020202	TELEPHONE CHARGES	52,500,000.00	RETAINED
22020203	INTERNET ACCESS CHARGES	9,163,815.00	RETAINED
22020204	SATELLITE BROADCASTING ACCESS CHARGES	43,200,000.00	RETAINED
22020205	WATER RATES	7,663,188.00	RETAINED
22020206	SEWERAGE CHARGES	4,882,678.00	RETAINED

220203	MATERIALS & SUPPLIES - GENERAL	252,331,857.00	RETAINED
22020301	OFFICE STATIONERIES / COMPUTER CONSUMABLES	145,229,008.00	RETAINED
22020302	BOOKS	4,625,565.00	RETAINED
22020303	NEWSPAPERS	7,185,596.00	RETAINED
22020304	MAGAZINES & PERIODICALS	5,565,852.00	RETAINED
22020305	PRINTING OF NON SECURITY DOCUMENTS	5,695,341.00	RETAINED
22020306	PRINTING OF SECURITY DOCUMENTS	4,687,191.00	RETAINED
22020307	DRUGS & MEDICAL SUPPLIES	500,000.00	RETAINED
22020308	AERIAL FIELD & CAMP/MAST MATERIALS SUPPLIES	70,478,000.00	RETAINED
22020309	UNIFORMS & OTHER CLOTHING	3,500,000.00	RETAINED
22020310	TEACHING AIDS / INSTRUCTION MATERIALS	4,865,304.00	RETAINED
220204	MAINTENANCE SERVICES - GENERAL	318,380,835.51	RETAINED
22020401	MAINTENANCE OF MOTOR VEHICLE / OB VAN	87,538,116.00	RETAINED
22020402	MAINTENANCE OF OFFICE FURNITURE	3,876,850.00	RETAINED
22020403	MAINTENANCE OF OFFICE BUILDING	25,508,178.00	RETAINED
22020404	MAINTENANCE OF STUDIO / IT EQUIPMENTS	59,341,810.51	RETAINED
22020405	MAINTENANCE OF PLANTS, TX /GENERATORS	132,898,242.00	RETAINED
22020406	OTHER MAINTENANCE SERVICES	9,217,639.00	RETAINED
220205	TRAINING - GENERAL	45,416,237.00	RETAINED
22020501	LOCAL TRAINING	45,416,237.00	RETAINED
220206	OTHER SERVICES - GENERAL	54,200,000.00	RETAINED
22020601	SECURITY SERVICES	35,000,000.00	RETAINED
22020602	OFFICE RENT	1,000,000.00	RETAINED
22020605	CLEANING & FUMIGATION SERVICES	18,200,000.00	RETAINED
220207	CONSULTING & PROFESSIONAL SERVICES - GENERAL	27,000,000.00	RETAINED
22020701	FINANCIAL CONSULTING	17,000,000.00	RETAINED
22020702	INFORMATION TECHNOLOGY CONSULTING	5,500,000.00	RETAINED
22020703	LEGAL SERVICES	4,500,000.00	RETAINED

8

220208	FUEL & LUBRICANTS - GENERAL	380,566,741.00	RETAINED
22020801	MOTOR VEHICLE FUEL COST	115,066,741.00	RETAINED
22020803	PLANT / GENERATOR FUEL COST	265,500,000.00	RETAINED
220209	FINANCIAL CHARGES - GENERAL	17,000,000.00	RETAINED
22020901	BANK CHARGES (OTHER THAN INTEREST)	5,000,000.00	RETAINED
22020902	INSURANCE PREMIUM	12,000,000.00	RETAINED
220210	MISCELLANEOUS EXPENSES GENERAL	728,625,084.45	RETAINED
22021001	REFRESHMENT & MEALS	38,000,000.00	RETAINED
22021002	HONORARIUM & SITTING ALLOWANCE	7,582,644.00	RETAINED
22021003	PUBLICITY & ADVERTISEMENT	4,520,000.00	RETAINED
22021003A	ADVERT COMMISSION	175,873,918.99	RETAINED
22021004	MEDICAL EXPENSES	2,166,370.00	RETAINED
22021006	POSTAGES & COURIER SERVICES	3,622,354.00	RETAINED
22021007	WELFARE PACKAGES	30,500,000.00	RETAINED
22021008	SUBSCRIPTION TO PROFESSIONAL BODIES	12,000,000.00	RETAINED
22021009	25% REMMITTANCE OF IGR	454,359,797.46	RETAINED

9

FEDERAL RADIO CORPORATION OF NIGERIA

2017 PROJECTED REVENUE - AIR TIME SALES AND NON AIRTIME VENTURES

SN	PARTICULARS	TOTAL (N)		FRON HQ		FRON ABUJA		FRON ENUGU		FRON IBADAN		FRON KADUNA		FRON LAGOS		FRON NORTH CENTRAL ZONE		FRON SOUTH SOUTH ZONE		FRON NORTH EAST ZONE	
		N		N		N		N		N		N		N		N		N		N	
1	Spot Advert																				
	AAA*	525,684,357.00		120,000,000.00		30,500,000.00		69,000,000.00		58,000,000.00		54,186,057.00		38,500,300.00		66,129,000.00		49,000,000.00		40,399,300.00	
	AA*	190,662,869.00		40,000,000.00		11,000,000.00		25,500,000.00		24,800,000.00		30,062,219.00		18,500,000.00		15,200,000.00		12,400,000.00		14,000,650.00	
	A*	74,237,620.00				1,500,000.00		22,000,000.00		21,300,000.00		5,500,000.00		10,500,000.00		4,413,000.00		4,000,000.00		4,624,520.00	
	b) Fixed Time Check	4,757,000.00				257,000.00		4,500,000.00				89,748,276.00		67,900,000.00		85,742,000.00		65,400,000.00		59,945,570.00	
	Sub Total (A)	795,341,846.00		160,000,000.00		43,257,000.00		121,000,000.00		103,300,000.00		89,748,276.00		67,900,000.00		85,742,000.00		65,400,000.00		59,945,570.00	
2	Paid Announcement																				
	General	58,789,705.00				6,000,000.00		5,800,000.00		6,500,000.00		8,929,785.00		9,000,000.00		18,460,810.15		3,159,920.00		12,200,000.00	
	Missing Items	20,127,689.00				210,500.00		6,200,000.00		1,200,000.00		5,317,089.00		2,500,000.00		7,200,000.00		2,500,000.00		2,500,000.00	
	Obituary	15,500,250.00		1,000,000.00		532,500.00		3,000,000.00		1,000,000.00		417,750.00		11,500,000.00		4,550,000.00		5,659,920.00		12,200,000.00	
	Sub Total (B)	94,417,544.00		1,000,000.00		6,743,000.00		15,000,000.00		8,700,000.00		14,664,624.00		11,500,000.00		30,210,810.15		5,659,920.00		12,200,000.00	
3	Mid-News Spot Advert (Mins)	26,504,660.00				5,200,000.00						450,000.00		8,000,000.00		4,500,000.00		9,109,230.00		7,245,430.00	
4	Commercial News	111,879,150.33		55,000,000.00		1,500,000.00		16,000,000.00		12,500,000.00		950,000.00		8,000,000.00		6,288,300.33		8,130,850.00		3,510,000.00	
5	Spot Light	49,789,740.52		12,000,000.00		12,500,000.00		12,500,000.00		6,500,000.00		1,500,000.00		8,000,000.00		789,740.52		14,000,000.00		2,800,000.00	
	Sub Total (C)	188,173,550.85		67,000,000.00		1,500,000.00		33,700,000.00		19,000,000.00		2,900,000.00		8,000,000.00		11,578,040.85		31,240,080.00		13,265,430.00	
6	Sponsored Programmes																				
	a) Normal/Created																				
	2Hrs	34,000,000.00		10,000,000.00						10,000,000.00		10,000,000.00		4,000,000.00							
	1Hr, 30mins	32,500,000.00		10,000,000.00						15,000,000.00		5,000,000.00		2,500,000.00							
	45Minutes																				
	30 Minutes	269,397,000.00		37,000,000.00		15,500,000.00		29,200,000.00		37,000,000.00		60,700,000.00		55,947,000.00		22,469,149.00		18,500,000.00		15,650,000.00	
	15 Minutes	273,809,249.00		29,000,000.00		29,000,000.00		37,200,000.00		45,000,000.00		59,487,100.00		50,153,000.00		22,469,149.00		19,000,000.00		12,500,000.00	
	5 Minutes	6,800,000.00				2,300,000.00		2,300,000.00		4,500,000.00		135,187,100.00		112,600,000.00		22,469,149.00		37,500,000.00		28,050,000.00	
	Sub Total (D)	616,506,249.00		57,000,000.00		43,500,000.00		68,700,000.00		111,500,000.00		135,187,100.00		112,600,000.00		22,469,149.00		37,500,000.00		28,050,000.00	
	b) Special Programmes																				
	1 Hr.	26,500,000.00		10,000,000.00		5,000,000.00		2,500,000.00		4,500,000.00		4,500,000.00									
	45 Minutes																				
	30 Minutes	22,500,000.00		5,000,000.00		4,500,000.00		4,500,000.00		3,000,000.00		3,000,000.00									
	15 Minutes	15,300,000.00				4,600,000.00															
	5 Minutes																				
	Sub Total	64,300,000.00		15,000,000.00		5,000,000.00		11,600,000.00		7,500,000.00		7,500,000.00		200,000,000.00		150,000,000.00		150,000,000.00		120,000,000.00	
	GRAND TOTAL	1,758,739,189.85		300,000,000.00		100,000,000.00		250,000,000.00		250,000,000.00		250,000,000.00		250,000,000.00		150,000,000.00		150,000,000.00		120,000,000.00	
7	ADD: NON AIRTIME REVENUE																				
	Training School Income	45,000,000.00		45,000,000.00																	
	Rental Income	13,500,000.00		13,500,000.00																	
	Income from Tender Fees	200,000.00		200,000.00																	
	TOTAL INTERNALLY GENERATED REVENUE (IGRI)	1,817,439,189.85		358,700,000.00		100,000,000.00		250,000,000.00		250,000,000.00		250,000,000.00		250,000,000.00		150,000,000.00		150,000,000.00		120,000,000.00	

D

APPENDIX

4

NIGERIAN TELEVISION AUTHORITY

EXECUTIVE SUMMARY OF 2016 INTERNALLY GENERATED REVENUE PROFILE AS AT 31ST DECEMBER 2016

NIGERIAN TELEVISION AUTHORITY		IGR PROJECTION FOR 2016	ACTUAL PERFORMANCE AS AT 31ST DECEMBER 2016	DIFFERENCE	% ACHIEVED
		=N=	=N=	=N=	
SUMMARY:					
1	REVENUE (GROSS)	5,000,000,000.00	2,943,864,574	2,056,135,426	59
3	EXPENDITURE	4,998,800,000.00	2,943,019,283	2,055,780,717	59
4	SURPLUS / (DEFICIT)	1,200,000.00	845,291.25		

EXECUTIVE SUMMARY OF 2016 REVENUE PERFORMANCE PROFILE

REVENUE SOURCES:		IGR PROJECTION FOR 2016	ACTUAL PERFORMANCE AS AT 31ST DECEMBER, 2016	DIFFERENCE	% ACHIEVED
		=N=	=N=	=N=	
1	9901 9909 Commercial Revenue	4,831,556,395	2,712,338,673	2,119,217,723	56
2	9923 Barter Sales	64,086,320	67,772,119	(3,685,799)	106
	Total Commercial Income	4,895,642,716	2,780,110,792	2,115,531,924	
3	9914 Sale/Disposal of Assets	5,000,000	1,786,050	3,213,950	36
4	9917 Insurance claim received	4,164,691	19,343,138	(15,178,447)	464
5	9918 Unfundable registration/hender fee	11,782	150,000	(138,218)	1,275
6	9920 NTA Publication Income	353,455	0	353,455	0
7	9907 Business Income	94,827,357	142,474,595	(47,647,238)	150
	TOTAL IGR	5,000,000,000	2,943,864,574	2,056,135,426	
	TOTAL REVENUE FROM IGR	5,000,000,000	2,943,864,574	2,056,135,426	

NIGERIAN TELEVISION AUTHORITY

SCHEDULE OF 2016 REVENUE PERFORMANCE AS AT 31ST DECEMBER, 2016

CODE	DESCRIPTION	IGR PROJECTION FOR 2016	ACTUAL PERFORMANCE AS AT 31ST DECEMBER, 2016	DIFFERENCE	% ACHIEVED
		=N=	=N=	=N=	
9901	SALE OF SCREEN TIME	966,311,279	260,950,089	705,361,190	27
9902	SPONSORSHIP INCOME	1,207,889,099	937,119,704	270,769,395	78
9903	PERSONAL ANNOUNCEMENTS	830,020,227	433,725,636	396,294,591	52
9904	LIVE COVERAGES	639,467,895	509,294,706	129,873,189	80
9905	SOCIAL DIARY	313,547,429	1,624,630	311,922,799	1
9906	STERLING GREETINGS	120,788,910	2,884,901	117,904,009	2
9908	COMMERCIAL IN NEWS (L.T.P.)	749,000,000	560,205,303	188,794,697	75
9909	SALE OF PROGRAMME MATERIALS	4,831,556	6,533,703	(1,702,147)	135
9923	BARTER SALES	64,086,320	67,772,119	(3,685,799)	106
9914	SALE/DISPOSAL OF ASSETS	5,000,000	1,786,050	3,213,950	36
9917	INSURANCE CLAIMS RECEIVED	4,164,691	19,343,138	(15,178,447)	464
9918	UNREFUNDABLE REGISTRATION/TENDER FEE	11,782	150,000	(138,218)	1273
20	NTA PUBLICATION	353,455	-	353,455	0
9907	BUSINESS INCOME	94,827,357	142,474,595	(47,647,238)	150
	TOTAL	5,000,000,000	2,943,864,574	2,056,135,426	

NIGERIAN TELEVISION AUTHORITY

EXECUTIVE SUMMARY OF 2016 EXPENDITURE PERFORMANCE

S/N	DESCRIPTION	IGR PROJECTION FOR 2016	ACTUAL PERFORMANCE AS AT 31ST DEC. 2016	DIFFERENCE	% ACHIEVED
		₦=	₦=	₦=	
1	TRANSMISSION COST	1,642,348,060	1,376,468,946	265,879,114	84
2	ADMINISTRATIVE COST	1,034,000,000	771,398,188	262,601,812	75
3	SELLING EXPENSES	110,000,000	99,343,235	10,656,765	90
4	PUBLICATIONS, TRAINING, PENSION AND STAFF WELFARE EXPENSES	370,000,000	339,388,548	30,611,452	92
5	SPECIAL/CAPITAL EXPENDITURE	1,842,251,940	356,420,366	1,486,031,574	19
	TOTAL	4,998,800,000	2,943,019,283	2,055,780,717	

NIGERIAN TELEVISION AUTHORITY

EXECUTIVE SUMMARY OF 2017 INTERNALLY GENERATED REVENUE PROJECTION

NIGERIAN TELEVISION AUTHORITY IGR REVENUE PROJECTION FOR 2017

COMMITTEE
RECOMMENDATION

=N=		
SUMMARY:		
1	REVENUE (GROSS) - PAGES 4 TO 11	5,400,000,000
	PAYMENT OF 25% GROSS REVENUE ON COMMERCIAL REVENUE	1,304,520,227
	BALANCE TO BE UTILISED BY AUTHORITY	4,095,479,773
3	EXPENDITURE - PAGES 12 TO 43	4,094,179,773
4	SURPLUS / (DEFICIT)	<u>1,300,000.00</u>
		RETAINED
		RETAINED
		RETAINED

NIGERIAN TELEVISION AUTHORITY

EXECUTIVE SUMMARY OF 2017 REVENUE PROJECTION

NIGERIAN TELEVISION AUTHORITY		IGR REVENUE PROJECTION FOR 2017	COMMITTEE RECOMMENDATION
REVENUE SOURCES:		=N=	
1	Commercial Revenue (CODE 9901 TO 9909)	5,218,080,907	RETAINED
2	Barter Sales (CODE - 9923)	69,204,293	RETAINED
	Total Commercial Income	5,287,285,200	RETAINED
3	Sale/Disposal of Assets (CODE - 9914)	4,500,000	RETAINED
4	Insurance claim received (CODE - 9917)	12,800	RETAINED
5	Unrefundable registration/tender fee (CODE - 9918)	382,000	RETAINED
6	NIA Publication Income (CODE - 9920)	102,420,000	RETAINED
7	Business Income (CODE - 9907)	5,400,000,000	RETAINED
	TOTAL IGR	5,400,000,000	RETAINED
	TOTAL REVENUE FROM IGR	5,400,000,000	RETAINED

NIGERIAN TELEVISION AUTHORITY

EXECUTIVE SUMMARY OF 2017 EXPENDITURE PROJECTION

NIGERIAN TELEVISION AUTHORITY		IGR EXPENDITURE PROJECTION FOR 2017	COMMITTEE RECOMMENDATION
1	TRANSMISSION COST	1,746,438,724	RETAINED
2	ADMINISTRATION COSTS:	1,003,655,832	RETAINED
3	SELLING EXPENSES	113,300,000	RETAINED
4	PUBLICATIONS, TRAINING, PENSIONERS AND STAFF WELFARE	381,100,000	RETAINED
5	TOTAL OVERHEAD COST	3,244,494,556	RETAINED
5	SPECIAL / CAPITAL EXPENDITURE	849,685,217	RETAINED
TOTAL EXPENDITURE		4,094,179,773	RETAINED

NIGERIAN TELEVISION AUTHORITY
FIXED ASSETS FOR 2017 INTERNALLY GENERATED REVENUE BUDGET

S/N	DESCRIPTION	TOTAL(=N=)	COMMITTEE RECOMMENDATION
1	PROCUREMENT OF PRODUCTION FACILITIES	200,000,000.00	RETAINED
2	PURCHASE OF OPERATIONAL VEHICLES	90,000,000.00	RETAINED
3	IMPROVEMENT OF BUILDINGS / HQ ABUJA	12,000,000.00	RETAINED
4	OFFICE MACHINERY, EQUIPMENT, FURNITURE AND FITTINGS	110,500,000.00	RETAINED
5	PROCUREMENT OF GENERATING SETS	167,185,217.00	RETAINED
	TOTAL	579,685,217.00	RETAINED

8